

Flexibility Solution – Shipping Business solution

Colissimo Shipping Web Service

Technical document – July 2022 version
Specifications of Colissimo Shipping Web Service

Changelog

Version	Comments
2015-06	Initial version of the document.
X	(Old comments deleted)
2018-06	<ul style="list-style-type: none"> Change the sentence that introduces Version 2 P24 and 25-Addition of the 5R product in chapter II. 5. 2. 4 The block customsDeclarations (element of Letter) P76 to 78 -Add XML Query and Response for 5R Product P37 – Addition of the CG product in the list of products available
2018-09	<ul style="list-style-type: none"> Update the product name "Next Day" with "Flash"
2018-10	<ul style="list-style-type: none"> Update requests from V1 to V2 P41 Update the link that contains the HS codes repository available on the French Customs website P17 Addition of a new international label P36 Update the CP product code in CF Update of international requests following the CF migration
2018-11	<ul style="list-style-type: none"> Update of chapter III. 4 Colissimo Flash Offer
2018-12	<ul style="list-style-type: none"> Evolution: Article country code and Currency Adding sample requests on user management. SOAP (page 80) and REST (page 97)
2019-01	<ul style="list-style-type: none"> Adding new <field> EORI - GST
2019-02	<ul style="list-style-type: none"> Remove the Recommendation option Precision on the planPickup method Update of "insuranceValue" tag (chapter II. 5. 2. 3)
2019-03	<ul style="list-style-type: none"> Added chapters "use of field block" in SOAP and REST
2019-09	<ul style="list-style-type: none"> Added new error codes
2019-12	<ul style="list-style-type: none"> Adding Rues for managing the telephone numbers control (addressee cellphone and sender phone) Sender language block: CORE replaced by CORI
2020-09	<ul style="list-style-type: none"> Adding DDP offer Adding client barcode option Adding multi-parcels offer
2021-03	<ul style="list-style-type: none"> Modification of the mention "SHIPPING" on the masks of the return labels
2021-04	<ul style="list-style-type: none"> Correction of the PHP example page 152/157 <pre> //+ Call Web Service \$resp = new SoapClient (SERVER_NAME './sls-ws/SlsServiceWS/2.0?wsdl'); \$response = \$resp->__doRequest (\$requestSoap, SERVER_NAME './sls-ws/SlsServiceWS/2.0', 'generateLabel', '/2.0', 0); //- Call Web Service </pre>
2021-08	<ul style="list-style-type: none"> Correction of the telephone number 336 and 337 to 00336 and 00337
2021-09	<ul style="list-style-type: none"> Removal of "Belgium" from lines 1 and 3 of the address block Removal of paid phone number in contact
2021-10	<ul style="list-style-type: none"> Added the changes brought by the redesign of the international offer (available starting January 2022): <ul style="list-style-type: none"> New parameter reseauPostal p26 New chapter international offer III. 5. 5 Added request examples of DPD and local network selection VI. 2. 7. 2
2021-11	<ul style="list-style-type: none"> Added the new offer Colissimo Eco OM - with signature (ECOS – 7U) in CHAP III. 1 Products available
2021-12	<ul style="list-style-type: none"> Addition of the start and end tags information, in ordre to retrieve the label and CN23 document from the Webservice's response II. 2. 4

	<ul style="list-style-type: none"> • Correction of the URL of version 2 in SOAP mode II. 1. 1. 1 • Modification of the product available in the international offer III. 5. 5
2022-01	<ul style="list-style-type: none"> • Modification in the comments of the "insuranceValue" data chapter II. 5. 2. 3 The block parcel (element of Letter) • Changes in the phone number format in chapter II. 5. 2. 5 • Addition of the international return product, from France to a foreign country (CORF - CQ) in the chapter III. 1 Products available
2022-04	<ul style="list-style-type: none"> • Changes regarding the offers available for international shipment, in the table of products chapter III. 1 Products available • Addition of two news products available in the Colissimo - Out Of Home offer (A2P/9H and BPR/9M), in chapter III. 1 Products available • Changes in the product code returned by the WS when calling the <productCode> ACCI, from EN to EX in chapter III. 1 Products available • Addition of error 30214 in chapter IV Error codes • Updates regarding the offers compatible with the insured value option, in chapter III. 2 Shipment options • Deletion of chapter « V.4 Delivery note » which is not mandatory anymore
2022-07	<ul style="list-style-type: none"> • Addition of two products Colissimo France ECO (without signature) 5W and 8W (obsolete one) in chapter III. 1 Products available

CONTENTS

I. 1.	Purpose of the document.....	7
I. 2.	Pre-requisites	7
I. 3.	Coding of formats.....	8
I. 4.	Coding of conditions	8
I. 5.	Managing accented and non-latin characters.....	8
II. 1.	Access URL.....	10
II. 1. 1.	Call in SOAP mode	11
II. 1. 1. 1.	URL of Version 2.....	11
II. 1. 2.	Call in REST mode	11
II. 1. 2. 1.	URL of version 2	11
II. 2.	FAQ.....	11
II. 2. 1.	Test Labels	11
II. 2. 2.	Load labels	11
II. 2. 3.	Automatic reset of the parcels ranges	12
II. 2. 4.	Retrieving the labels and the CN23 document from the response of the Webservice 12	
II. 3.	Security: recommendation of the HTTPS protocol	16
II. 4.	Format and processing of the response from the Web Service.....	16
II. 4. 1.	Scalability of the Web Service	17
II. 4. 2.	Particularity for ZPL labels	17
II. 5.	The method generateLabel	17
II. 5. 1.	Information required depending on the type of parcel requested	18
II. 5. 1. 1.	Example of national label for delivery to home address without signature 19	
II. 5. 1. 2.	Example of national label for delivery to shopkeeper pickup point	20
II. 5. 1. 3.	Example of Colissimo Flash Label F - without signature - 6G	21
II. 5. 1. 4.	Example of Colissimo Flash label F – with signature 6V.....	22
II. 5. 1. 5.	Example of label for international delivery (Australia).....	23
II. 5. 1. 6.	Example of an international label with the DDP offer	24
II. 5. 1. 7.	Example of a label with the customer barcode, customer reference.....	25
II. 5. 1. 8.	Example of label with the customer barcode parcel number	26
II. 5. 1. 9.	Example of a national return label	27
II. 5. 2.	Input parameters	28
II. 5. 2. 1.	The block outputFormat	28
II. 5. 2. 2.	The block service (element of Letter)	29
II. 5. 2. 3.	The block parcel (element of Letter)	30
II. 5. 2. 4.	The block customsDeclarations (element of Letter)	32
II. 5. 2. 5.	The block sender (element of Letter)	36
II. 5. 2. 6.	The block addressee (element of Letter).....	38
II. 5. 2. 7.	Bloc fields.....	40
II. 5. 2. 7. 1.	Customer Barcode	42
II. 5. 2. 7. 2.	Multi-parcels	42
II. 5. 2. 7. 3.	EORI (Economics Operators Registration and Identification)	43
II. 5. 2. 7. 4.	GST (Australian tax identifier)	43
II. 5. 3.	Response (data returned)	44
II. 6.	The method getProductInter	45
II. 6. 1.	Input Parameters.....	45
II. 6. 2.	Response (data returned)	46

II. 7.	The method getListMailBoxPickingDates	47
II. 7. 1.	Input Parameters of getListMailBoxPickingDates	47
II. 7. 2.	Response (data returned)	47
II. 8.	The method planPickup	48
II. 8. 1.	Input Parameters.....	48
II. 8. 2.	Response (data returned)	49
III. 1.	Products available	50
III. 2.	Shipment options	51
III. 3.	Label formats.....	52
III. 4.	Colissimo Flash Offer	53
III. 5.	International shipments or shipments to Overseas France	54
III. 5. 1.	Management of customs data.....	54
III. 5. 2.	The Customs declaration document "CN23"	55
III. 5. 3.	DDP international	58
III. 5. 3. 1.	Management rule of DDP.....	59
III. 5. 4.	Shipment to Armed Forces.....	59
III. 5. 5.	International Offer	59
III. 6.	Offer "Colissimo Retour OM" (Oversea returns)	60
III. 6. 1.	Direction of authorized "Retour OM"	60
III. 6. 2.	Authorized "Retour OM" countries	60
III. 6. 2. 1.	Geographic coverage for "Retour OM" product code 5R	60
III. 6. 2. 2.	Geographic coverage for "Retour OM" product code 8R	62
III. 6. 3.	Error code	62
III. 6. 4.	Management of the CN23	62
III. 7.	Other checks made.....	62
V. 1.	Display of data on the labels.....	70
V. 2.	Right side of the label (A4 format only)	70
V. 2. 1.	Model for drop-off in a post office or in a store	71
V. 2. 2.	Model for drop-off in a post office or in a store or in a mailbox (pick-up date not chosen)	71
V. 2. 3.	Model for a drop-off with request for pick-up from a mailbox (chosen date) .	72
V. 3.	The new Geolabel label format	72
VI. 1.	The method getProductInter	74
VI. 2.	The method generateLabel	75
VI. 2. 1.	Generating a domestic label.....	75
VI. 2. 1. 1.	Domestic label for home without signature.....	75
VI. 2. 1. 2.	Domestic label at shopkeeper pickup location	76
VI. 2. 1. 3.	National label in Colissimo Flash - without signature 6G.....	77
VI. 2. 1. 4.	National label in Colissimo Next-Day- with signature - 6V	79
VI. 2. 2.	Generating a label for international delivery	80
VI. 2. 2. 1.	Colissimo Expert International label with mandatory declaration of articles	80
VI. 2. 2. 2.	Colissimo Expert International label with mandatory declaration of articles and commercial shipping	82
VI. 2. 2. 3.	Colissimo Expert International label with no mandatory declaration of articles	85
VI. 2. 2. 4.	Colissimo Expert International label with declaration of ddp	87
VI. 2. 2. 5.	Colissimo Expert International label for the Armed Forces	91
VI. 2. 3.	Generating a return label.....	93

VI. 2. 3. 1.	Retour National label (France to France)	93
VI. 2. 3. 2.	Retour International label in the EU.....	94
VI. 2. 3. 3.	Retour International label Outside the EU - 7R.....	95
VI. 2. 4.	Return label OM - 5R.....	97
VI. 2. 5.	Label with barcode customer reference.....	99
VI. 2. 6.	Label with customer barcode parcel number.....	100
VI. 2. 7.	Generating a label with the ability of selecting the postal network through the international offer	102
VI. 2. 7. 1.	International label with the DPD network selection	102
VI. 2. 7. 2.	International label with the local postal network selection	104
VI. 3.	Users management.....	107
VI. 3. 1.	Example of a login request with an advanced user account	107
VI. 3. 2.	Example of connection request with the customer account and the Apikey of the advanced user.....	108
VI. 4.	Using field block in SOAP.....	110
VI. 5.	The method getListMailBoxPickingDates	112
VI. 6.	The method planPickup	112
VII. 1.	The method getProductInter	114
VII. 2.	The method generateLabel	114
VII. 2. 1.	Generating a domestic label	114
VII. 2. 1. 1.	Domestic label for home without signature	114
VII. 2. 1. 2.	Domestic label at shopkeeper pickup location.....	116
VII. 2. 2.	Generating a label for international delivery	117
VII. 2. 2. 1.	Colissimo Expert International label with mandatory declaration of articles	117
VII. 2. 2. 2.	Colissimo Expert International label with no mandatory declaration of articles	119
VII. 2. 2. 3.	Colissimo Expert International label for the Armed Forces	120
VII. 2. 3.	Generating a return label.....	123
VII. 2. 3. 1.	Retour National label (France to France)	123
VII. 2. 3. 2.	Retour International label in the EU	124
VII. 2. 3. 3.	Retour International label outside the EU.....	125
VII. 2. 3. 4.	Retour International label outside the EU.....	127
VII. 3.	Users management.....	128
VII. 3. 1.	Example of a login request with an advanced user account	128
VII. 3. 2.	Example of a login request with user account and advanced user Apikey	129
VII. 4.	Example of a request for DDP parcels to the United States	131
VII. 5.	Using field block in REST	133
VII. 6.	The method getListMailBoxPickingDates	135
VII. 7.	The method planPickup	135
VIII. 1.	Generating a domestic label	137
VIII. 2.	Generating an international label	141

I. Introduction

I. 1. Purpose of the document

La Poste - Colissimo has made SLS, *Simple Label Solution*, available to its customers to produce their Shipping labels.

This Web Service is used to create the documents associated with a parcel (labels and customs documents) as well as to send its electronic preadvice automatically to La Poste - Colissimo.

This document describes access and the specific uses of the Web Service.

Abbreviation	Description
SLS	Simple Label Solution
JRE	Java TM Runtime Environment
XML	eXtensible Markup Language
XSL	eXtensible Stylesheet Language
XSLT	XSL Transformations
ZPL	Zebra Programming Language
soapUI	Web Service test open source
DPL	Datamax Programming Language
XOP	XML Optimized Packaging
MTOM	Message Transmission Optimization Mechanism
MIME	Multipurpose Internet Mail Extensions
HTTPS	HyperText Transfer Protocol Secure: secured transfer protocol

To find the latest updates on our products, please contact your Colissimo sales contact person or visit our website www.laposte.fr/colissimo-entreprise*

I. 2. Pre-requisites

To access your Web service, it is necessary to implement a SOAP client. Depending on the programming language and version, you may need to install additional libraries.

If you use a thermal printer, you must also have knowledge of the system in order to be able to send the data flows from the web service to your printer's USB port or network.

A customer interested in the Shipping Web Service must sign up for a solution in order to be given a Colissimo account (Colissimo does not provide test accounts).

** Free viewing excluding connection and communication costs of the selected operator used at the time of the viewing.*

I. 3. Coding of formats

Code	Description
A	Alphabetical characters (no space or punctuation)
AN	Any printable character
N	Numerical decimal characters from 0 to 9
D	Date
T	Time
SUB	Block: list of tags
L	Choice from among a list of values
B	Boolean (true/false; 1/0)

The numbers after these codes in the data description indicate the length of the field. A single number indicates a set length field (e.g. "N6" for 6-character numeric), two numbers separated by two full stops indicating the minimum and maximum length (e.g. "AN0..35" for alphanumeric that can be blank and up to a maximum of 35 characters).

I. 4. Coding of conditions

Code	Description
O	Mandatory data. Data that should be systematically present in the file
F	Optional data. This information can be supplied if present in the information system issuing the file.
C	Presence conditioned by the content of another field in the same record. Example: a parcel for which a notification for the address is requested must indicate the relevant information to send the notification (telephone number and/or email address, as appropriate).

I. 5. Managing accented and non-latin characters

Characters must be UTF-8 encoded.

In order to ensure correct reproduction on the labels and in the notification sent to addressees:

- accented characters inputted into the Web Services are replaced by their equivalent characters without accents (e.g. "é" is replaced with "e"),
- non-Latin characters will result in an error.

II. The SLS Web Service

The customer invokes the SLS Web Service through an HTTPS request encapsulating the request for the creation of a shipping label to be printed by the customer.

The label returned by the Web Service may, depending on the format requested on input, be in one of the following forms (see **III. 3 Label formats**):

- PDF document,
- a ZPL frame,
- a DPL frame.

The SLS Web Service offers the following methods:

Methods described in this document	Description
generateLabel	Generates a shipment: electronic preadvice of the parcel + associated documents (label and customs declarations)
checkGenerateLabel	Makes it possible to test web service requests. Works like the generateLabel method but does not send back the following information: <ul style="list-style-type: none"> • Parcel number, • XOP link(s), • The pdfUrl tag in event of a PDF output is requested. Important: this method is provided on a purely informative basis and only in this table.
getProductInter	Used only for certain international destinations. Returns the return options compatible with the destination/delivery options requested (according to the tariff areas).
getListMailBoxPickingDates	Works with the Return Colissimo France product (parcel number generated by WS or any other solution with preadvice) Indicates whether an address is eligible for shipment from a mailbox and if so what the date and time are of the next parcel pick-up from this address. Useful for e-tailers looking to offer the mailbox return option on their website.
planPickup	Works with the Return Colissimo France product (parcel no. generated by WS or any other solution with preadvice). Allows you to request that a return parcel is picked up from the return sender's mailbox. Useful for e-tailers looking to offer the mailbox return option on their website.

Important: when calling these methods, the parameters must be entered in the order defined in the wsdl, otherwise an "unmarshalling error" will be returned.

II. 1. Access URL

This service requires you to use your La Poste - Colissimo contract number and your password which you may receive by email when starting your contract or request from your usual La Poste - Colissimo sales contact.

The login credentials also enable you to access your customer web account at <https://www.colissimo.fr/entreprise>

CASE: User Management:

For users who have been delegated to the SLS Web Service, enter the customer account number in the <ACCOUNT_NUMBER> tag and the user account in the <contractNumber> tag. For logisticians or Marketplace, the customer account is indicated in the tag

```
- field CUSER_KEY : Clé utilisateur
- field CUSER_INFO_TEXT : Tag de regroupement
<field>
  <key>ACCOUNT_NUMBER</key>
  <value>100102</value>
</field>
<field>
  <key>CUSER_KEY</key>
  <value>xxxxxxxxxxxxxxxx</value>
</field>
<field>
  <key>CUSER_INFO_TEXT</key>
  <value>xxxxxxxxxxxxxxxx</value>
</field>
```

See samples of requests and response:

- In SOAP chapter VI. 3
- In REST chapter VII. 3

CASE: Authentication with a TOKEN:

Users of the SLS Web Service can authenticate via a Token to fill in the fields. The <contractNumber> and <password> tags become N / A

```
<field>
  <key>TOKEN</key>
  <value>xxxxxxxxxxxxxxxx</value>
</field>
```



Important:

You can change your password in your customer account.

If you change your password in the customer account, you must also change it when invoking the Web Service, otherwise access to the Web Service will be declined.

La Poste – Colissimo Shipping Web Service is accessible for the four URLs indicated in the sub-chapters below.

Version 2 of the Shipping Web Service is now effective and includes all the features of version 1. We suggest using this new version.

II. 1. 1. Call in SOAP mode

If you use the SOAP protocol, the La Poste – Colissimo Shipping Web Service is accessible at the following addresses.

II. 1. 1. 1. URL of Version 2

<https://ws.colissimo.fr/sls-ws/SlsServiceWS/2.0>

Call examples are provided at the end of the document, chapter VI Appendix 1: Examples of SOAP envelopes.

II. 1. 2. Call in REST mode

If you use the REST protocol, the La Poste – Colissimo Shipping Web Service is accessible at the following addresses.

II. 1. 2. 1. URL of version 2

<https://ws.colissimo.fr/sls-ws/SlsServiceWSRest/2.0? wadl>

Examples of calls will be provided later at the end of the document, chapter VII Appendix 2: Examples of REST envelopes.

II. 2. FAQ

II. 2. 1. Test Labels

All shippers can carry out Shipping label creation test without being invoiced; however, it is worth informing the sales contact beforehand.
However, shippers will be invoiced for any label scanned during production.

II. 2. 2. Load labels

We request for loading tests not to be carried out so as to avoid disrupting the services that we offer in relation to production.

II. 2. 3. Automatic reset of the parcels ranges

Any range of parcels allocated to a given product code:

- has a lifespan of approximately 1½ years,
- is automatically reset after the last package number.

It means that:

- For any customer, for a given product code and a range of package numbers, if a web service call uses the last number in the range, the next call will automatically use the first package number in the same range,

Example:

For a range 6A from number 00000001 to number 99999999,

If, for a type 6A package, during a first call, the customer's web service generates a package 6A99999999,

So, for a parcel type 6A, during the next call, the customer's web service will generate a parcel 6A00000001

- Our customers must take into account the above management rule in their internal databases so that the track records of their packages are not confused.

To help them in their logistics, we suggest our customers to add an order reference number associated with their package with the <orderNumber> tag of the <service> block that they will find in their tracking (in particular with the EDI-Tracking flow).

II. 2. 4. Retrieving the labels and the CN23 document from the response of the Webservice

In order to correctly retrieve the labels and the CN23 document in the raw response from the Webservice, it is important to respect the start and end tags.

- Label in PDF format

Start: %PDF-1.3

End: %%EOF

```

Content-ID: <root.message@cxf.apache.org>

<soap:Envelope xmlns:soap="http://schemas.xmlsoap.org/soap/envelope/"> <soap:Body> <ns2:generateLabelResponse xmlns:ns
--uuid:b2ea81c3-510e-4806-86bd-27018c97c8ef
Content-Type: application/octet-stream
Content-Transfer-Encoding: binary
Content-ID: <2a2c9070-8fc1-443c-b000-f2227626f37a-41428@cxf.apache.org>

%PDF-1.3
%ääïÓ
12 0 obj
<<
/BitsPerComponent 8
/ColorSpace /DeviceRGB
/Filter [/FlateDecode /DCTDecode]
/Height 117
/Length 2703
/Mask [ 253 255 253 255 253 255 ]
/Name /Obj0
/Subtype /Image
/Type /XObject
/Width 73
>>
stream
xœ"y8Ôõç?cÆ0a0C##K-DFÓ,28&¥PEPTIIÆ'-2"d6úò%M2,,S¼C-ÔÃ
Yf,e'%'Ñ\δü~÷psÿ,÷¾Íóþëœç<çuisÏÿÏ€€•¥9ÏÏ€Ï,ÏÏÏÏ#ÏÏ"ÏÏ+@;ÂÏÏÏ*Ï—,„ÄEEäÒâÏ[Se¥ääd¥'H"âNÏ
ÏU@"·"™³jÏ»4â1Ú°Úé°;Õ5ÔÏ7ÏÁ'0,Ï\
Ï—RG!QëÿÿÏMÏBÏÏÏ,Á e@ÏÏÏ#@,ÏÏÏÏ aÏÏÏÿ'ÏÏxs^™(Ï)³ ZÏÏÏÏÁBÏ°°0Ï²™½±™ÏÏ Ïám;òÏA#HÏaÊpÒúQ)y"ØÄ•Í2'»ÏUö8
  
```

Début de l'étiquette jusqu'à la fin

- Label in DPL format
- Start: n
End: E


```

Content-Type: application/octet-stream
Content-Transfer-Encoding: binary
Content-ID: <7d9e8e04-c88f-4c43-8a64-183f0e306b7d-42788@cxf.apache.org>

i>_[]CT~::~CD,~CC^~CT~
^XA
^PW1181
^LS0000
^LT0000
^FO1056,0^GFA,06656,06656,00016,;Z64:
eJztI02SpCAQhSFcuOQIHlW+GXbMYq7FUTiCSxeEtAli+fCnLbuqZylqd190F+bLI5kiY+/436PxU4wrtzP7fRbw/zLyx8JqZsfswjow7wkPK
^BY4,0^FT793,789^BON,4,N,23,N,1,
^FH\^FD[]>\1E01\1D02\1D0075002\1D250\1D802\1D116C1446988427\1DGEOP\1D900138\1D135\1DsenderParcelRef\1D001\001\1D
^FT39,1075^A0N,100,98^FH\^FD^FS
^BY4,3,277^FT130,1383^BCN,,N,N
^FD>:%> 50075002116> 6C> 51446988427802250^FS
^FO1,4^GB1180,0,1^FS
^FO785,398^GB390,0,2^FS
^FO0,800^GB1181,0,2^FS
^FO780,4^GB0,795,1^FS
^FO1056,8^GB0,390,2^FS
^FT276,1426^A0N,33,36^FB630,1,0,C^FH\^FD0075 0021 16C1 4469 8842 7802 2501 ^FS
^FT732,20^A0R,21,21^FH\^FDR\82f desti. : adresseeParcelRe^FS
^FT757,20^A0R,21,21^FH\^FDDestinataire / Destinee^FS
^FT1099,877^A0N,25,24^FH\^FDService^FS
^FT396,1071^A0N,25,24^FB596,1,0,C^FH\^FD14/05/20 19:14 WS_SLS 20050406 2.0 ^FS
^FT518,870^A0N,58,57^FH\^FDO^FS
^FT359,1074^A0N,100,98^FB802,1,0,R^FH\^FD^FS

```

Début de l'étiquette jusqu'à la fin

- CN23 document
- Start: %PDF-1.4
- End: %%EOF

```
--uuid:8fcafd6b-7553-4116-accd-357504584334
Content-Type: application/octet-stream
Content-Transfer-Encoding: binary
Content-ID: <6fe31dbc-8e19-42ec-8e64-5ef5881de4d8-39638@cxf.apache.org>

%PDF-1.4
%âãÿÓ
3 0 obj <</Length 4474/Filter/FlateDecode>> stream
xœ-\K#.#¼èWð0Ø6Y|QÀQvice,""QrRððHFQ;Z)ÉBÏWE²BQÖ=<ÄjfZ%²³Xr*è.NðJ©.ZÝÇ#;—\OÁwYëfBoY?ºy\pù~Nu
(Ú»±±.³o->7üÜuβüðú"èpðk=>ùrùÜ)jE_□□j,□=¥ÔÉO{cN«>9S—yðÈ□□€|fi□H□□½TIA~_úú—o~øðÈ□²KÁ'/'=È□"V#
□...Te□ÖÑÓ5,4M□%□Ö.º²Aé%□æhP'á@*□È□%□
,□□, sú9□jÁÁ,"fz□□□<□o□oÀèŽšújñW□□5p□ÔU+½ÀUðÉÓ□ð0ÍðÆè.□)iBšSi-¹ÍÇ^□Æp□;d(□7□□-y□GÝ5□é*;□Ùùèr?
Òœ<ù□□□□·ī,é-ī.◊WÉz□□èùZI4™Ñhú~Ýz-□zÈYoi"ºf□-□"r◊,Éyº□vèM2ú9^Vy(zj□□^ÁáÁä6"◊V58auè□E7A¹^Á□V
üRfðùàg 25j(Gr□úxp¾¼,¢
~»□i#□,æ"¾¼fRYÁ5Á.á1)□q□8S œfP•Jàèá~÷9;92Vlv
v,M'Än,,º[zX@□Ä,□—È□□mJ□úè◊*æzkžE"□ÉnBQÁ«•ðÓ2uZ◊bš)Z□□"◊...µA²Á¹J{ºf◊□□Ú};◊◊Ö'k€È□Džö□□ī
ù¼□æÁ(Ö\□□□"□ÄExøš"□L□r™gcl-¥"□"□VàB#°□šsJcçL¼□i□□Ñóúšy□~»éw}"Bī*"ZbWÉ©š□□pÁ"øž=æ+;~š\59Á◊A
Úu]ÇÚ5*ðUc°G°&0»|P¼QÄÉ¹AIA^Pr.YdñfÁÖDCE□fùS,~—P"Íè-□íi□□9úÁö{y...Ky□¼¹:BsOöÁö/□"Id□'±□³š□□všw,,}
#É)dÓuÉD◊9&~c¹WÑ)□R□"Hlâ'ä€ðNíÖtà□fPW'4nF\Ü◊É{~□SQE...
#°ö"Öc◊z†f=□(ÉiµðœL·□©z□óÚ□.(ñ¹Tüy=fnB"glö□□O>šD°"Öä□1oF0_-B¾4Øç□k[-□äQlh...éWfàÖµ◊™Yá!...³Áð
p,Qè±½€i'W□"°@&H;|žìÉ□p□Ç~™vO°~ð*=-;úx◊S~ī□X□»g□□íšá+2A+È□²³ðçÚ□□tf6iè◊wQZ=◊:v#Ü,,Á*ç+p!à>ù5¼A
¹ΓÏ#3Í'Á×Y3³=hjF ŷ+MÉÖÜ-□□l¢%□(©;c,,□"aÝwšc□SH.É◊"B,□ X'7ece5b#Y!◊=x4qùO□+ð•y◊é
6Q-îé{€2}××LÜ™vīH×ødA×ØÇ)tpÚ=□]□Ú3□□ðÉ□◊é%
□)ió°=3á◊eXÆ□1
```

Début du document CN23 jusqu'à la fin

II. 3. Security: recommendation of the HTTPS protocol

The access to this Web Service is protected by an identifier and a password which are sensitive data, La Poste - Colissimo recommends you to use the HTTPS protocol for sending these data.

Not using this protocol leaves the possibility that your user ID could be intercepted by a malicious third party. Having your user ID allows the malicious third party to:

- Gain access to your corporate space (online invoice, parcel tracking),
- Order products, invoiced to the account whose identity has been stolen,
- Gain access to the other solutions made available by La Poste - Colissimo.

The terms of use for this solution specify that the Customer undertakes to take all relevant measures to ensure the security and confidentiality of its identifier and password.

The customer is deemed liable for all connections made using the Customer's user ID and password, access to the Web Service, the transmission of data and any other operations.

II. 4. Format and processing of the response from the Web Service

The SLS web service uses the MTOM (Message Transmission Optimization Mechanism) technology. This means that the label is attached in MIME format to the web service's response. Depending on the programming language used, it may be necessary to parse the response:

- SOAP/XML+XOP,
- REST/JSON+XOP.

to extract the attachments.

See response example in section IX Appendix 4: Exemples of Web Service responses.

II. 4. 1. Scalability of the Web Service

Since the Web Service may undergo slight changes (e.g. increase in the number of output elements returned), La Poste - Colissimo recommends that flexible and dynamic programming logic is used.

II. 4. 2. Particularity for ZPL labels

For thermal printing, labels generated by the web service use the "direct transfer" printing mode. Check that your printer is not configured in the "thermal transfer" mode.

II. 5. The method generateLabel

This method is provided to create shipments in relation to the following solutions, regardless of the product or associated destination:

- Offre France: Colissimo Domicile, Point Retrait, Retour,
- Offre Internationale: Colissimo Expert, Domicile, Point Retrait, Retour,
- Offre Outre-Mer: Colissimo Domicile and Colissimo Eco.

The products currently concerned are listed in the paragraph **III. 1 Products available**. La Poste - Colissimo may modify this list.

Important: it is preferable not to send an optional field when it is blank.

II. 5. 1. Information required depending on the type of parcel requested

The following diagram indicates the parameters required for creating a parcel according to the product requested. Mandatory information is shown in bold with an asterisk. Each tag is explained in the following paragraphs.

		Additional parameters per type of parcel requested			
		Any product	Colissimo Return	Colissimo metropolitan France	Colissimo International / France Overseas
GenerateLabel : input parameters	Identification	<ul style="list-style-type: none"> • <contractNumber>* • <Password>* 	--	--	--
	Output formats <outputFormat>	<ul style="list-style-type: none"> • <outputPrintingType>* • <x> • <y> 	• <returnType>	--	--
	Sender / Addressee <sender> <addressee>	Bloc <sender> : <ul style="list-style-type: none"> • Bloc <address>* Bloc <addressee > : <ul style="list-style-type: none"> • Bloc <address>* 	<ul style="list-style-type: none"> • <companyName> * • <addresseeParcelRef> • <codeBarforReference> • <serviceInfo> 	--	--
	Parcel options <parcel>	<ul style="list-style-type: none"> • <weight>* 	<ul style="list-style-type: none"> • <insuranceValue> • <nonMachinable> 	According to desired product: <ul style="list-style-type: none"> • <insuranceValue> • <recommendationLevel> • <pickupLocationId> • <nonMachinable> • <COD> • <CODAmount> 	According to desired product : <ul style="list-style-type: none"> • <insuranceValue> • <returnReceipt> • <ftd> • <nonMachinable>
	Delivery services <service>	<ul style="list-style-type: none"> • <productCode>* • <depositDate>* 	<ul style="list-style-type: none"> • <mailboxPicking> • <mailboxPickingDate> If CN23 to be included : <ul style="list-style-type: none"> • <totalAmount> 	<ul style="list-style-type: none"> • <commercialName>* 	If CN23 to be included : <ul style="list-style-type: none"> • <totalAmount>* According to country : <ul style="list-style-type: none"> • <returnTypeChoice>*
	Customs <customsDeclarations>	--	If CN23 to be included : <ul style="list-style-type: none"> • <contents> * • <includeCustomsDeclarations> 	--	If CN23 to be included : <ul style="list-style-type: none"> • <contents>* • <includeCustomsDeclarations>

* mandatory

II. 5. 1. 1. Example of national label for delivery to home address without signature

lastName firstName		75007 Paris FRANCE		 Expéditeur / Sender Company Name from address
main address		75007 Paris		
75017 PARIS		Compte: [REDACTED]		
num. colis : 6A 12097 80970 1		Livraison : 1/1		
Site dépôt : Moissy Cramayel PF		Poids		
Téléphone : /		3.0 kg		
Code porte : / Interphone :				
Instructions :				
J+2 Dom				
116A 1209780970 0 J+2_Dom Service				
FR-COL-1166-93SOP				
801-FR-75017				
26/04/17 15:59 WS SLS 16030704 2.0				
				
0075 0171 16A1 2097 8097 0801 250K				
<p>En cas de retour, veuillez coller l'étiquette rouge sur la même face que la liasse d'origine mais sans l'apposer sur les codes à barres.</p>				

See examples of calls and responses:

- In SOAP chapter VI. 2. 1. 1,
- In REST chapter VII. 2. 1. 1,
- In PHP chapter VIII. 1.

II. 5. 1. 3. Example of Colissimo Flash Label F - without signature - 6G

LASTNAME FIRSTNAME 16 RUE DU MARTRAY 77220 CITY		Expéditeur / Sen LINEZ 50110 CITY Téléphone : Réf. client : Compte: 999999 Colissimo <small>OP71 France</small>
Num colis : 6G5665912688 2 Site dépôt : GENNEVILLIERS PFC Téléphone : / Code porte : / Interphone: Instructions :	Livraison : 1/1 Poids : 0.40 kg	
J+1 Dom		
116G 5665912688 S		J+1_Dom <small>Service</small>
FR-COL-1166-77CEB 803-FR-77220 <small>06/04/18 17:18 WS_SLS 18030504 2.0</small>		
		
<small>0077 2201 16G5 6659 1268 8803 250H</small>		

II. 5. 1. 4. Example of Colissimo Flash label F – with signature 6V

LASTNAME FIRSTNAME 16 RUE DU MARTRAY 77220 CITY	<div style="text-align: right;">  colissimo <small>GP7.1 France</small> </div> Expéditeur / Sen LINEZ 90110 CITY Téléphone : Réf. client : Destination / Destinée
Num colis : 6V0000000519 7 Site dépôt : Téléphone : / Code porte : / Interphone: Instructions :	Compte: 999999 
J+1 Dom Sign	
116V 0000000519 0 J+1_Dom_Sign <small>Service</small> FR-COL-1166-77CEB 815-FR-77220 <small>09/04/18 16:25 WS_SLS 18030504 2.0</small>	
 <small>0077 2201 16V0 0000 0051 9815 2508</small>	

II. 5. 1. 5. Example of label for international delivery (Australia)

COMP DEST YAMAMOTO KADERATE LINE1DESTJP LINE0DESTJP LINE2DESTJP LINE3DEST 2000 SYDNEY AU - AUSTRALIE	Destinataire / Destinee	Expéditeur / Sen SENDER COMP LINE2 LINE1 LINE0 91269 paris FR - FRANCE Téléphone : 01204 56799 Réf. client : ref sender	 colissimo <small>CP71 France</small>
Return to the sender as priority parcel Phone : 0039642478400 / 003933223345 		Compt. 999999	
 <small>N° de suivi : EY946052074 FR</small>			
1151 51946052079		D <small>Service</small>	
AU			
A16	101-AU-2000 <small>18/10/18 11:20 WS_SLS 2.0</small>		
 <small>0002 0001 1515 1946 0520 7101 036E</small>			

See examples of calls and responses:

- En SOAP chapter VI. 2. 2,
- En REST chapter VII. 2. 2,
- En PHP chapter VIII. 2.

II. 5. 1. 6. Example of an international label with the DDP offer

 ORIGIN ID : XFBA LA POSTE COLISSIMO 9 RUE DU COLONEL PIERRE AVIA CP215 75015 PARIS FRANCE FR	Site expéditeur : MOISSY CRAMAYEL PFC BATIMENT 9 MOISSY CRAMAY 77550 MOISSY CRAMAYEL SHIP DATE : 10JUN20 ACTWGT : 1.10 kg CAD : 250421669WSXI2300 DIMS : 21 X 33 X 8 CM BILL SENDER	  J1918101012345
TO NOVAK STEEVE .		
408 HILLVIEW DRIVE BOISE, ID, 83712 <small>REF : EY607007089FR DEPT :</small>	(US) <small>56JBU11C7/DD/FE4</small>	
1166 5160700708 X NORMAL-DDP <small>Service</small>		
US A7 886-US-83712 <small>10/06/20 15:12 WS_SLS 2.0</small>		
 <small>0083 7121 1665 1607 0070 8886 840G</small>		
TRK# 3937 1149 1718 AA <small>0430</small>		
INTL ECONOMY ETD 83712		
SX BOIA ID-US BOI		
		

II. 5. 1. 7. Example of a label with the customer barcode, customer reference

LASTNAME FIRSTNAME LINE2 LINE3 75002 PARIS	Destinataire / Destinataire Réf. destin. : adresse/parcelle	Expéditeur / Expéditeur COMP ANYNAME LINE2 LINE1 LINE0 75002 PARIS Téléphone :	
Num colis : 6C1450624387 8 Site dépôt : GENNEVILLIERS PFC Téléphone : / Code porte : / Interphone: Instructions :	Livraison : 1/1 Poids : 0,25 kg		
Réf client : senderParcelRef	J+2 Dom Sign		
116C 1450624387 6		J+2_Dom_Sign <small>Service</small>	
FR-COL-1166-93PPA			
802-FR-75002 09/07/20 17:49 WS_SLS 20070603 2.0			
			
0075 0021 16C1 4506 2438 7802 2504			
			
REF12345678			

II. 5. 1. 8. Example of label with the customer barcode parcel number

LASTNAME FIRSTNAME LINE2 LINE3 75002 PARIS	Destinataire / Destinataire Réf. destin. : addressref/parcelle	Contact : 75002 PARIS Téléphone :	 Expéditeur / Sender COMPANYNAME LINE2 LINE1 LINE3
Num colis : 6C1450777155 4 Site dépôt : GENNEVILLIERS PFC Téléphone : / Code porte : / Interphone: Instructions :	Livraison : 1/1 Poids : 0,25 kg		
Réf client : senderParcelRef	J+2 Dom Sign		
116C 14507771559		J+2_Dom_Sign <small>Service</small>	
FR-COL-1166-93PPA			
802-FR-75002 <small>09/07/20 17:49 WS_SLS 20070603 2.0</small>			
			
<small>0075 0021 16C1 4507 7715 5802 2505</small>			
			
6C14507771554			

II. 5. 1. 9. Example of a national return label

		FRANCE METROPOLITAINE RETOUR Livraison avec signature
Réf Client : ref sender		DEPOSANT EN RETOUR
 N° de colis : 8R 41995 57948 5	ROCK 62 RUE CAMILLE DESMOULIN <hr/> 44000 AUXERRE	
	COMPTE CLIENT : 900138 SITE PCH : Créé le : 15/03/2021 N° ode : [ESENDEO] V2020029089Z0 Motif retour :	
DESTINATAIRE COLISSIMO service info	Réf DESTINATAIRE : ABCDELMNOQ	
62 RUE CAMILLE DESMOULINS 75015 PARIS		 NE PAS AFFRANCHIR
WEB SERVICE 3.0 	 N° de PCH : 8R1 75015 900138 0010 000088	
CMZ 18H RETOUR CLP		
 0091 5008 R419 9557 9485 0835 250I		

See examples of calls and responses:

- En SOAP chapter VI. 2. 3. 1,
- En REST chapter VII. 2. 3. 1.

II. 5. 2. Input parameters

The input parameters expected by the method **generateLabel** are listed below as defined in the wsdl. A parameter not listed in this table will be ignored if it is provided.

Data	Format	Condition	Comment
contractNumber	N6	0	The 6-characters customer number provided by La Poste Colissimo on opening your customer account.
password	AN6...15	0	Password associated with the customer number entered. It must be identical to your customer account password.
outputFormat	SUB	0	This block contains the sub-tags linked to the format of the data sent by the Web Service. <i>See II. 5. 2. 1 The block outputFormat.</i>
letter	SUB	0	This block contains tags and blocks related to the shipment (options, parcel, sender, addressee, customs). List sub-blocks (described below): <ul style="list-style-type: none"> • Service: type of product and prices, • Parcel: insurances and options, • Sender: sender, • Addressee: addressee, • CustomsDeclarations: customs. <i>See II. 5. 2. 2 The block service (element of Letter)</i>
fields	SUB	F	This block can be used to fill in the ID <ul style="list-style-type: none"> - User management (see Cf II.1) - Colissimo Pass: CPASSid - GST - EORI <i>See II. 5. 2. 7 Bloc fields</i>

II. 5. 2. 1. The block outputFormat

Data	Format	Condition	Comment
x	N-9999...9999	0	Allows horizontal adjustment of printing on the label (expressed in points): <ul style="list-style-type: none"> • if x < 0: the label is shifted to the right. • if x > 0: the label is shifted to the left. By default, enter "false" (ou "0").
y	N-120...120	0	Allows vertical adjustment of printing on the label (expressed in points): <ul style="list-style-type: none"> • if y < 0: the label is shifted up. • if y > 0: the label is shifted down. By default, enter "false" (ou "0").
outputPrintingType	L	0	Label printing format. <i>See III. 3 Label formats</i>
<i>dematerialized</i>	<i>B</i>	<i>N/A</i>	<i>Not used (La Poste internal use only)</i>

Data	Format	Condition	Comment
returnType	L	C	<p>Defines the label transmission mode.</p> <p>Used for Colissimo Retour only. By default, the label is sent in the Web Service response only.</p> <p>Possible values:</p> <ul style="list-style-type: none"> SendPDFByMail: the label is also sent by email, as an <u>attachment</u>, to the address indicated in the "sender" block ». SendPDFLinkByMail: the label is also sent by email, as a <u>hypertext link</u>, to the address indicated in the "sender" block ».

II. 5. 2. 2. The block service (element of Letter)

Data	Format	Condition	Comment
productCode	L	O	<p>Code indicating the desired product.</p> <p>Example: code CORE for Colissimo Return. See III. 1 Products available</p> <p>If the tag is:</p> <ul style="list-style-type: none"> A2P, BPR, ACP, CDI, CMT, BDP or PCS, the tag <pickupLocationId> must be entered, DOM or DOS, the tag <pickupLocationId> should not be entered.
depositDate	D	O	<p>Scheduled deposit date in the La Poste network.</p> <p>Example: "2015-12-23".</p>
mailBoxPicking	B	C	<p>Use if the former recipient of the parcel wishes to return it by placing it in his mailbox (offer "return mailbox").</p> <p>By default, enter "false" (or "0"). Used if the tag <productCode> is CORE (8R) or CORF (CQ). Enter "true" (or "1") so that the parcel, returned by its former recipient, can be collected by a Colissimo agent from the mailbox of the former recipient.</p>
mailBoxPickingDate	D	C	<p>Date requested for picking up from the mailbox.</p> <p>Example: "2015-12-23". Used if the tag <productCode> is CORE (8R) or CORF (CQ). Mandatory only if mailBoxPicking is "true" (or "1"). To find out the next available date, call the getListMailBoxPickingDates method.</p>
VatCode	N	F	Not used (La Poste internal use only)
vatPercentage	N	F	Not used (La Poste internal use only)
VatAmount	N	F	Not used (La Poste internal use only)
transportationAmount	N	F	<p>Basic shipping price (carriage costs) without any options.</p> <p>In euro cents.</p>

Data	Format	Condition	Comment
			Example: 4530 for 45.30€. By default, enter "false" (or "0"). Does not appear in the CN23 form.
totalAmount	N	C	Basic shipping price increased by the price of shipment options. Mandatory for parcels requiring a CN23 declaration. In euro cents. Example: 4530 for 45.30€. Appears in the CN23 form in the "Frais de port" field. <i>See III. 5. 1 Management of customs data.</i>
orderNumber	AN1...30	F	Customer's order number. Does not appear on the label but will be included in the Colissimo IT System. Returned in tracking information. Can be useful for searching for parcels using this field in the ColiView tracking system (appears in the "réf. client." field).
commercialName	AN	C	Commercial name of the shipper. The tag is: <ul style="list-style-type: none"> • Mandatory if tag <productCode> is A2P, BPR, BDP, CMT • Not mandatory if tag <productCode> is DOM, DOS. This name will be displayed in e-mail notifications sent to the parcel addressees.
returnTypeChoice	L	C	Indicates whether the parcel must be returned to the sender in case of non-delivery of the parcel. Mandatory for certain international parcels, according to the applicable tariff areas. <i>See III. 5 International shipments or shipments to Overseas France</i>
reseauPostal	B	F	This parameter enables the possibility to choose the network responsible of the shipping (DPD or the local postal network), for international shipments. <ul style="list-style-type: none"> • reseauPostal = 0 => Select DPD network • reseauPostal = 1 => Select local postal network The error code 30027 will appear when the choice of the network selected (DPD or local post) does not apply for a particular product.

II. 5. 2. 3. The block parcel (element of Letter)

Data	Format	Condition	Comment
<i>parcelNumber</i>	<i>ANI3</i>	<i>C</i>	<i>Not used (La Poste internal use only)</i>
<i>insuranceAmount</i>	<i>N</i>	<i>F</i>	<i>Not used (La Poste internal use only)</i>

Data	Format	Condition	Comment
insuranceValue	N	F	<p>Insured value.</p> <p>By default, enter "0".</p> <p>If the insurance option is chosen, enter the amount of the desired insurance level by selecting among one of the 6 levels below.</p> <p>The amount must be written in cents. Example: 500000 for 5,000 EUR.</p> <p>If the value entered does not match one of the 6 levels of insurance available, the value will be changed the level in which the entered amount is located. Example: 16200 for 162 EUR will become 30000 for 300 EUR.</p> <p>6 optional insurance levels:</p> <ul style="list-style-type: none"> • 150 EUR; • 300 EUR; • 500 EUR; • 1000 EUR; • 2000 EUR; • 5,000 EUR; <p>Maximum 5000 €.</p> <p>See <i>III. 2 Shipment options</i></p>
weight	N	O	<p>Weight of parcel in kg.</p> <p>Example: "5.50".</p> <p>See <i>III. 7 Other checks made</i></p>
nonMachinable	B	F	<p>Parcel format.</p> <p>If <productCode> is BPR, A2P, BDP or CMT, enter "false" (or "0") by default.</p> <p>Enter "true" (or "1") to indicate that parcel format is non-standard (non-machinable).</p> <p>See <i>III. 2 Shipment options</i></p>
COD	B	F	<p>Indicates whether delivery should be made on a reimbursable basis.</p> <p>By default, enter "false" (or "0").</p> <p>See <i>III. 2 Shipment options</i>.</p>
CODAmount	N	C	<p>Amount expected for cash on delivery.</p> <p>By default, enter "false" (or "0").</p> <p>Mandatory if the value of the tag <COD> is "true" (or "1").</p>
returnReceipt	B	F	<p>Advice of receipt</p> <p>By default, enter "false" (or "0").</p> <p>See <i>III. 2 Shipment options</i>.</p>
instructions	AN1...35	F	<p>Additional information:</p> <ul style="list-style-type: none"> • For the delivery labels, • For Colissimo Return labels (return pattern). <p>Example for a delivery: "<i>to the left of interior gate</i>".</p>
pickupLocationId	N6	C	<p>Pick-up location identifier for Colissimo out of home delivery.</p>

Data	Format	Condition	Comment
			<p>This tag:</p> <ul style="list-style-type: none"> • Must be entered if the tag <productCode> is A2P, BPR, ACP, CDI, CMT, BDP or PCS, • Must be blank if the tag <productCode> is DOM or DOS. <p>If the network code is "X00", the block <fields> must be set.</p>
ftd	B	F	<p>Indicates the parcel is free of customs taxes.</p> <p>By default, enter "false" (or "0"). Mandatory, to be filled in by "true" (or "1"), for shipments to Overseas France only. See III. 5 International shipments or shipments to Overseas France.</p>
ddp	B	F	<p>- For international shipments Indicate "1" if the package is ddp, By default, enter "0" (zero). See III. 5 International shipments or shipments to Overseas France</p>

II. 5. 2. 4. The block customsDeclarations (element of Letter)

These parameters are mandatory only for destinations requiring a CN23 customs declaration.

Data	Format	Condition	Comment
includeCustomsDeclarations	B	F	<p>Allows to include, in the response of the web service, the generation of a CN23 document in PDF format, relating to the articles declared in the web service request.</p> <p>The CN23 document:</p> <ul style="list-style-type: none"> • Is included by default in the web service response (the tag is "true" -or "1"), • Is not generated if the value of the tag is "false" (or "0").
contents	SUB	C	<p>This block represents the type of shipment and list of articles to declare.</p> <p>Mandatory if articles are eligible for the CN23 form.</p>
article	SUB		The block <article> can be repeated up to 100 times.
description	AN1...64	0	<p>Detailed description of the article.</p> <p>Appears on CN23 document.</p>
quantity	N	0	<p>Number of articles of this type.</p> <p>Appears on CN23 document.</p>
weight	N	0	<p>Unitary net weight of the articles in kg.</p> <p>Appears on CN23 document.</p>
value	N	0	<p>Unitary value of articles in EUROS.</p> <p>See III. 5. 1 Management of customs data.</p>

Data	Format	Condition	Comment
			Appears on CN23 document.
hsCode	N6, N8 ou N 10	C	<p>Tariff number corresponding to the article.</p> <p>It will be necessary to indicate 6, 8 or 10 digits for the international shipments requiring a customs declaration.</p> <p>An error code 30519 will appear in the response of the Web Service if the tag is incorrectly entered.</p> <p>Mandatory if <category> is 3 (commercial shipment).</p> <p>Mandatory for 7R and 5R return products. Its size must be 6 or 11</p> <p>See <i>III. 5. 1 Management of customs data</i>.</p> <p>Appears on CN23 document.</p>
originCountry	A2	C	<p>ISO code of the country of origin of the article.</p> <p>Mandatory for 7R and 5R return products. It must be identical for all declared articles</p> <p>Mandatory if category = 3 (commercial shipment)</p> <p>Country name appears on CN23 document.</p> <p>If filled in, check that the country code is A2 otherwise set FR by default.</p> <p>If the country code is different from the format A2, the WS sls will return an error</p>
currency	AN3	C	<p>Currency.</p> <p>Mandatory for the return inter (7R) product outside the EU and 5R (OM).</p> <p>The currency must be the same for all declared articles.</p> <p>It must belong to the list {USD, EUR, CHF, GBP, CNY, JPY, CAD, AUD, HKD}</p> <p>If the currency is different from EUR, the WS will return an error. If it is empty, set EUR by default.</p>
artref	AN1...44	C	<p>Article reference, serial number.</p> <p>Mandatory for the return inter (7R) product outside the EU and 5R (OM).</p>
originalIdent	A1	C	<p>Key for identifying the outgoing invoice and the parcel related to the article.</p> <p>Mandatory for the return inter (7R) product outside the EU and 5R (OM).</p> <p>Link up the parcel number with its sequencing:</p> <ul style="list-style-type: none"> • if the article belongs to the 1st parcel, indicate A; • If the article belongs to the 3rd parcel, indicate C; • etc.
category	SUB	O	Block containing the tag related to the nature of the shipment.

Data		Format	Condition	Comment
				Mandatory for products subject to a CN23 form.
	value	N1	O	Type of shipment. Mandatory for products subject to a CN23 form. <i>See III. 5. 1 Management of customs data.</i>
	original	SUB	C	Block containing Original data set(s). Mandatory for the return inter (7R) product outside the EU and 5R (OM). Up to 5 Original data sets are approved. Packages are identified all together with the 5 Original sets
	originalIdent	A1	C	Key for identifying the invoice and outgoing parcel related to the article. Mandatory for the return inter (7R) product outside the EU and 5R (OM). Link up the parcel number with its sequencing: <ul style="list-style-type: none"> • if the article belongs to the 1st parcel, indicate A; • If the article belongs to the 3rd parcel, indicate C; • etc.
	originalInvoiceNumber	AN1...35	C	Original invoice number for a return parcel. Mandatory for a return parcel.
	originalInvoiceDate	AN10	C	Original invoice date for a return parcel. Mandatory for a return parcel. YYYY-MM-DD format is expected. The date must be before or the same as today's date.
	originalParcelNumber	AN1...35	C	Original parcel number. Mandatory for a return parcel.
	importersReference	AN35	F	Importer's reference. Appears on the CN23 document for shipments. Not used for returns.
	importersContact	AN35	F	Importer's contact (tel./e-mail). Doesn't appear on CN23 document.
	officeOrigin	AN35	F	Office origin. Doesn't appear on CN23 document.
	comments	AN35	F	Observations Appears on CN23 document.
	description	AN1.. ??	C	Generic description of articles in English. Mandatory in the case of a DDP shipment Example: Textile items, Shoes, Music instrument, Hair dryer, etc.
	invoiceNumber	AN1...35	F	Identifier of related invoice document. Appears in the « N° de la facture » field on the CN23 document.

Data	Format	Condition	Comment
licenceNumber	AN1...35	F	Identifier of the related import license document. Appears in the « N° de la/les licences » field on the CN23 document.
certificatNumber	AN1...35	F	Identifier of the related certificate number document. Appears in the « N° du/des certificats » field on the CN23 document.
importerAddress	SUB	F	Adresse importateur (bloc Address)
companyName	AN35	F	Company name. Appears in the « REFERENCE DE L'IMPORTATEUR » field on the CN23 document.
lastName	A35	F	Last name. Appears in the « REFERENCE DE L'IMPORTATEUR » field on the CN23 document.
firstName	A29	F	First name. Appears in the « REFERENCE DE L'IMPORTATEUR » field on the CN23 document.
line0	AN35	F	Floor, hallway, stairs, apartment. Appears in the « REFERENCE DE L'IMPORTATEUR » field on the CN23 document.
line1	AN35	F	Entrance, bulding, residence. Appears in the « REFERENCE DE L'IMPORTATEUR » field on the CN23 document.
line2	AN35	F	Number and route label. Example: « 5 rue du Bellay » Appears in the « REFERENCE DE L'IMPORTATEUR » field on the CN23 document.
line3	AN35	F	Place said or other mention. Appears in the « REFERENCE DE L'IMPORTATEUR » field on the CN23 document.
countryCode	A2	F	ISO country code on 2 letters. Example: « FR » for France (cf chapter III. 5.) Appears in the « REFERENCE DE L'IMPORTATEUR » field on the CN23 document.
city	AN35	F	Town. Appears in the « REFERENCE DE L'IMPORTATEUR » field on the CN23 document.
zipCode	AN5	F	Postal code. Appears in the « REFERENCE DE L'IMPORTATEUR » field on the CN23 document.
phoneNumber	AN15	F	Phone number. Appears in the « REFERENCE DE L'IMPORTATEUR » field on the CN23 document.

Data	Format	Condition	Comment
mobileNumber	AN10	F	Mobile number. Appears in the « REFERENCE DE L'IMPORTATEUR » field on the CN23 document.
doorCode1	AN8	F	Door code 1. Doesn't appear on the CN23 document.
doorCode2	AN8	F	Door code 2. Doesn't appear on the CN23 document.
email	AN80	F	Email Address. Used for follow-up notifications to the sender. Expected form: <Text>@<Text>.<Text>. Appears in the « REFERENCE DE L'IMPORTATEUR » field on the CN23 document.
intercom	AN30	F	Interphone. Doesn't appear on the CN23 document.
Language	A2	F	Language of the notification e-mail to the sender. Used for tracking notifications by email or SMS. Default: FR

II. 5. 2. 5. The block sender (element of Letter)

Data	Format	Condition	Comment
senderParcelRef	AN1...17	F	Sender Order Number. It displays the customer reference only on the label. This data is not reflected in the Colissimo IT System and will not be visible in ColiView.
address			Block containing the sender's coordinates.
companyName	AN1...35	F	Company name.
lastName	A1...35	C	Last name. Optional for the CORE product code (8R) if the company name is entered
firstName	A1...29	C	First name. Optional for the CORE product code (8R) if the company name is entered
line0	AN1...35	F	Floor, corridor, stairwell, flat number.
line1	AN1...35	F	Entrance, building, residence.
line2	AN1...35	C	Number and street name. Example. "5 rue du Bellay". <ul style="list-style-type: none"> Must include at least one character if the tag <zipCode> is not a Cedex code. Can be left blank if the tag <zipCode> is a Cedex code. *

Data	Format	Condition	Comment
line3	AN1...35	F	Named place or other mention.
countryCode	A2	O	ISO country code. Example: "FR" for France. <i>See III. 5 International shipments or shipments to Overseas France</i>
city	AN1...35	C	City. Can be left blank (or else filled in by a chain of some sort, possibly not adequate) if the tag <zipCode> is filled with a Cedex code. *
zipCode	AN5	O	Postcode. * If the postcode matches a Cedex code then: <ul style="list-style-type: none"> the tag <line2> can be left blank, the tag <city> can be left blank.
phoneNumber	AN15	F	Telephone number. Outgoing parcel: no data control Return Package 8R: a form number is expected 0 + 9 digits or +33 + 9 digits. It must have 10 characters for phone numbers that start with 0 or 12 characters for numbers that start with +33. It must not include spaces, periods or any other character. It must not include 8 identical digits in a row (e.g. 0x444444444, 0x999999999, or x represents a digit from 1 to 9) It should not be: 0x00000000 or + 33x00000000 0x01020304 or + 33x01020304 0x01000000 or + 33x01000000 0x01010101 or + 33x01010101 0x06060606 or + 33x06060606 0x66666666 or + 33x66666666 0x12345678 or + 33x12345678
mobileNumber	AN10	F	Mobile number. No data control.
doorCode1	AN1...8	F	Door code 1.
doorCode2	AN1...8	F	Door code 2.
email	AN5...80	C	Email Address. Used for follow-up notifications to the sender. Expected form: <Text>@<Text>.<Text>
intercom	AN1...30	F	Interphone
language	A2	F	The language of the notification to the sender. Used for the parcel returns with CORI product code (7R) if the tag <returnType> is entered. By default: FR. Available languages: ES, IT, NL, EN, DE.

(*) Once the request has been made, the label will show the actual municipality that matches the Cedex code provided, instead of the <city> tag provided.

Important: this feature provided to manage company Cedex addresses does not, however, require filling in the tag <companyName>:

- Which can be left blank if the tag <lastName> includes at least one character,
- Which must be entered (by at least one character) if the tags <lastName> and <firstName> are both blank.

II. 5. 2. 6. The block addressee (element of Letter)

Data	Format	Condition	Comment
addresseeParcelRef	AN1...17	F	Recipient order reference. It allows the destination reference to be displayed only on the label. This data is not reflected in the Colissimo IT System and will not be visible in ColiView.
codeBarForReference	B	F	Allows to indicate (or not) the reference of the order of the recipient in the form of a bar code on the label of the package. By default, enter "false " (ou "0"). Enter "true" (or "1") to show the value of the tag <addresseeParcelRef> as a barcode on the parcel label. Used for Colissimo Retour only (tag <productCode> is CORE).
serviceInfo	AN	F	Name of the department in the company. Example: "Returns department". Used for Colissimo Retour only (tag <productCode> is CORE).
promotionCode	AN	N/A	Not used (La Poste internal use only)
address	Block containing the recipient's coordinates.		
companyName	AN1...35	C	Company name. Mandatory for Colissimo Retour (tag <productCode> is CORE).
lastName	A1...35	C	Last name.
firstName	A1...29	C	First name.
line0	AN1...35	F	Floor, corridor, stairwell, flat number. Important: this line does not appear on labels being sent to Switzerland.
line1	AN1...35	F	Entrance, building, residence. Important: this line does not appear on labels being sent to: <ul style="list-style-type: none"> • Switzerland.
line2	AN1...35	C	Number and street name. Example. "5 rue du Bellay". The tag:

Data	Format	Condition	Comment
			<ul style="list-style-type: none"> Must include at least one character if the tag <zipCode> does not show a Cedex code, Can be left blank if the <zipCode> tag shows a Cedex code. *
line3	AN1...35	F	<p>Named place or other mention.</p> <p>Important: this line does not appear on labels being sent to:</p> <ul style="list-style-type: none"> Switzerland.
countryCode	A2	O	<p>ISO country code.</p> <p>Example: "FR" for France. See <i>III. 5 International shipments or shipments to Overseas France</i></p>
city	AN1...35	O	<p>City.</p> <p>Can be left blank (or else filled in by a chain of some sort, possibly not adequate) if the tag <zipCode> is entered with a Cedex code.</p>
zipCode	AN5	O	<p>Postcode.</p> <p>At least 5 characters required depending on the country. *</p> <p>If the postcode matches a Cedex code then:</p> <ul style="list-style-type: none"> the tag <line2> can be left blank, the tag <city> can be left blank.
phoneNumber	AN15	F	The phone number is required if the DDP offer is chosen.
mobileNumber	AN10...12	C	<p>Mobile number.</p> <p>Mandatory if the tag <productCode> is BPR or A2P. Used for sending tracking notifications by SMS. Examples:</p> <ul style="list-style-type: none"> In France, put, 06NNNNNNNNN 07NNNNNNNNN 00336NNNNNNNNN or 00337NNNNNNNNN +336NNNNNNNNN or +337NNNNNNNNN In Belgium, put +324NNNNNNNNN.
doorCode1	AN1...8	F	Door code 1.
doorCode2	AN1...8	F	Door code 2.
email	AN5...80	C	<p>Email Address.</p> <p>Mandatory if the tag <productCode> is BDP or CMT.</p> <p>Used for follow-up notifications to the recipient. Expected form: <Text>@<Text>.<Text>.</p>
intercom	AN1...30	F	Interphone.
language	A2	F	<p>Language requested for the e-mail (s) of notification to the recipient of the parcel.</p> <p>By default, the local language of the sending country. The information is transmitted to local partners who can exploit it or not.</p>
StateOrProvinceCode	AN2	C	<p>State or province code Required for DDP packages for some countries</p>

(*) See notes for chapter II. 5. 2. 5.

II. 5. 2. 7. Bloc fields

The fields block must be completed if the customer has the following items:

Donnée	Format	Condition	Commentaire
fields	Block		
field	Block to fill		
key	A	C	Key word to be informed
value	AN32	C	The expected value is the order identifier in the SI Colissimo.
			Package size in centimeters: length, width and height Length <= 274 cm Length + circumference (2 x height + 2 x width) <= 330 cm <field> <key>LENGTH</key> <value>30</value> </field> <field> <key>WIDTH</key> <value>20</value> </field> <field> <key>HEIGHT</key> <value>10</value> </field> Adding customer barcode in GEOLABEL standard labels (PDF) <field> <key>PRINT_CUSTOMER_BARCODE</key> <value>1</value> </field> <field> <key>CUSTOMER_BARCODE</key> <value>REF12345678</value>

Donnée	Format	Condition	Commentaire
			<p></field></p> <p>IF PRINT_CUSTOMER_BARCODE = 1, print the barcode with the value of the field CUSTOMER_BARCODE (see example of labels II.5.1.7) IF PRINT_CUSTOMER_BARCODE = 2, print the barcode with the value of the parcel number (see example of labels II.5.1.8)</p>
			<p>Multi-parcels</p> <p>- The additional input parameters of the WS SLS for tracked parcels are as follows:</p> <ul style="list-style-type: none"> Tracking parcel flag Total number of packages Iteration (order number of the package) <pre> <field> <key>TYPE_MULTI_PARCEL</key> <value>FOLLOWER</value> </field> <field> <key>PARCEL_ORDER_NUMBER</key> <value>2</value> </field> <field> <key>TOTAL_NUMBER_PARCEL</key> <value>5</value> </field> </pre> <p>- The additional input parameters of the WS SLS for the master parcel are</p> <ul style="list-style-type: none"> Master parcel flag Iteration (order number of the package) Total number of packages List of follow-up packages <pre> <field> <key>TYPE_MULTI_PARCEL</key> <value>MASTER</value> </field> <field> <key>PARCEL_ORDER_NUMBER</key> <value>2</value> </field> <field> <key>TOTAL_NUMBER_PARCEL</key> </pre>

Donnée	Format	Condition	Commentaire
			<pre> <value>5</value> </field> <field> <key>LIST_FOLLOWER_PARCEL</key> <value>8Q53764663714;8Q53764663721;8Q53764663738;8Q53764663748;8Q53764663758</value> </field> </pre>

II. 5. 2. 7. 1. Customer Barcode

It is now possible to add an additional barcode with your reference for all national product codes except for the 8R return offer. This will appear on the label that you can print on a printer (PDF format). This evolution will concern labels with GEOLABEL standards.

II. 5. 2. 7. 2. Multi-parcels

The multi parcels is open only for parcels destined for the French Overseas Territories (product codes CDS and COM) and which require the CN23 form.

If it is used for other destinations or product codes, the WS SLS will return error 30015.

The follower parcel list must be created with the follower parcel flag

The customs declaration data (customsDeclarations block) is not persisting in the database for follower parcel.

When the package is a follower parcel, the next data is mandatory: total number of packages, iteration

The iteration parameter must be >1 otherwise the SLS will return error 30336

The total parcel's number must be >= the iteration otherwise the SLS WS will return the error 30337

When the parcel is a master package, the next information is required: iteration, total package's number, list of followers parcels. Otherwise, the WS SLS will return error 30336, 30337, 30338

Do not check the generation of the master parcel that the followers parcels exist in the database and belong to the same account. Check will be limited to key control. Error 30339

Label impact and CN23:

- o Display iteration and number of packages (ex: 1/4) in the label
- o Display list of followers parcels in CN23 form


For more information on the parameters to enter to the WS SLS, see Block Field chapter

Note: This new product will be available from March 2021 and the functionality should not be used before the commissioning date

II. 5. 2. 7. 3. EORI (Economics Operators Registration and Identification)


Any Community professional (EU) wishing to make shipments outside the EU, will have to submit an identification request to retrieve his EORI number. This unique community number aims at securing the incoming and outgoing trade of the EU.

```
<field>
<key>EORI</key>
<value>xxxxxxxxxxxxxxxxxxxx</value>
</field>
```



FRANCE

DECLARATION EN DOUANE CN23



EY 9477 0187 5 FR



<p>EXPEDITEUR</p> <p>senderParcelRef</p> <p>Référence douane - N° EORI : EORI1234567890123456</p> <p>Société COMPANYNAME</p> <p>Contact</p> <p>Adresse LINE0 LINE1 MON ADRESSE LINE3</p> <p>C.P. 75007 Ville PARIS FRANCE N° de tél : / Fax :</p> <p>Mail :</p>	<p>REFERENCE DE L'IMPORTATEUR / DESTINATAIRE</p> <p>N° TVA / code importateur</p> <p>Société</p> <p>Contact</p> <p>Adresse</p> <p>C.P. Ville</p> <p>Tél Portable</p> <p>Mail</p>																		
<p>DESTINATAIRE</p> <p>Réf. ADRESSEEPARCELRE</p> <p>Société</p> <p>Contact LASTNAME FIRSTNAME</p> <p>Adresse LINE0 LINE1 MON ADRESSE LINE3</p> <p>C.P. 24375 Ville DOHA QATAR N° de tél : / Fax :</p> <p>Mail :</p>	<p style="text-align: center; background-color: #cccccc;">Pour envois commerciaux seulement</p> <table border="1" style="width: 100%; border-collapse: collapse;"> <thead> <tr> <th>Description détaillée du contenu</th> <th>Qté</th> <th>Poids net unitaire (kg)</th> <th>Valeur unitaire (EUR)</th> <th>N° tarifaire</th> <th>Pays d'origine</th> </tr> </thead> <tbody> <tr> <td>description1</td> <td style="text-align: center;">1</td> <td style="text-align: center;">1.000</td> <td style="text-align: center;">30.00</td> <td></td> <td style="text-align: center;">FRANCE</td> </tr> <tr> <td style="text-align: right;">Total</td> <td></td> <td style="text-align: center;">1.000</td> <td style="text-align: center;">30.00</td> <td style="text-align: center;">Frais de port :</td> <td style="text-align: center;">32.45 EUR</td> </tr> </tbody> </table>	Description détaillée du contenu	Qté	Poids net unitaire (kg)	Valeur unitaire (EUR)	N° tarifaire	Pays d'origine	description1	1	1.000	30.00		FRANCE	Total		1.000	30.00	Frais de port :	32.45 EUR
Description détaillée du contenu	Qté	Poids net unitaire (kg)	Valeur unitaire (EUR)	N° tarifaire	Pays d'origine														
description1	1	1.000	30.00		FRANCE														
Total		1.000	30.00	Frais de port :	32.45 EUR														
<p>Catégorie de l'envoi</p> <p><input type="checkbox"/> Cadeau <input type="checkbox"/> Echantillon <input type="checkbox"/> Vente de marchandise</p>	<p>Bureau d'origine / date de dépôt</p> <p>GENNEVILLIERS PFC - 18/01/2019</p>																		

II. 5. 2. 7. 4. GST (Australian tax identifier)

Any trade professional wishing to trade to Australia will need to apply for identification to recover his GST registration. In this case, the exporting company to Australia will have to pay the GST that it owes directly to the Australian tax authorities.

```
<field>
<key>GST</key>
```

<value>xxxxxxxxxxxxxxxxxxxx</value>
</field>

 FRANCE		DECLARATION EN DOUANE CN23				
EXPEDITEUR senderParcelRef Société COMPANYNAME Contact Adresse LINE0 LINE1 MON ADRESSE LINE3 C.P. 75007 Ville PARIS FRANCE N° de tél : / Fax : Mail :		Référence douane : GST12345678901234567 N° EORI :		 EY 9477 0188 4 FR		
DESTINATAIRE Réf. ADDRESSEEPARCELRE Société Contact LASTNAME FIRSTNAME Adresse LINE0 LINE1 MON ADRESSE LINE3 C.P. 2017 Ville SYDNEY AUSTRALIE N° de tél : / Fax : Mail :		REFERENCE DE L'IMPORTATEUR / DESTINATAIRE N° TVA / code importateur Société Contact Adresse C.P. Ville Tél Portable Mail		Pour envois commerciaux seulement		
Description détaillée du contenu		Qté	Poids net unitaire (kg)	Valeur unitaire (EUR)	N° tarifaire	Pays d'origine
description1		1	1.000	30.00		FRANCE
Total			1.000	30.00	Frais de port :	32.45 EUR
Catégorie de l'envoi <input type="checkbox"/> Cadeau <input type="checkbox"/> Echantillon <input type="checkbox"/> Vente de marchandise <input type="checkbox"/> Document <input type="checkbox"/> Retour de marchandise <input checked="" type="checkbox"/> Autre (veuillez préciser) Explication :		Bureau d'origine / date de dépôt GENNEVILLIERS PFC - 18/01/2019				

II. 5. 3. Response (data returned)

The method **generateLabel** will return the data below if, in the Web Service input, you have set the parameter "**outputPrintingType**" to one of the following values:

- ZPL_10x15_203dpi
- ZPL_10x15_300dpi
- DPL_10x15_203dpi
- DPL_10x15_300dpi
- PDF_10x15_300dpi
- PDF_A4_300dpi
- ZPL_10x10_203dpi
- ZPL_10x10_300dpi
- DPL_10x10_203dpi
- DPL_10x10_300dpi
- PDF_10x10_300dpi

Below is a summary table of the tags that can be returned in the response of the web service:

Donnée	Format	Condition	Commentaire
messages	Bloc contenant les éléments suivants.		
id			Message ID.
messageContent			Content of the message
type			Message type: ERROR, INFOS, WARNING.
labelV2Response	Block containing the following elements.		
label			Package label.

Donnée	Format	Condition	Commentaire
			Binary passed as an attachment (XOP) regardless of the value of <outputPrintingType>.
cn23			CN23 in PDF format. Binary transmitted as an attachment (XOP) when needed.
parcelNumber			Number of the package generated. Belongs to the range of numbers assigned by La Poste - Colissimo for the corresponding product code.
parcelNumberPartner			Content of Bar Code BIC3.
fields	Content of Bar Code BIC3.		
field	Block containing the following elements.		
key			Types of the bloc field. Gives successively the following types: "NETWORK_NAME", the name of the partner network "PARTNER_NAME", the name of the partner "PARTNER_CAB", the id tracking of the partner
value			Caption of the bloc field. Gives successively the labels of the previous types. Example: "EPG" for "NETWORK_NAME" "Deutsche Post" for "PARTNER_NAME" See example pXXXXX

See examples of calls and responses:

- En SOAP chapter VI Appendix 1: Examples of SOAP envelopes,
- En REST chapter VII Appendix 2: Examples of REST envelopes.

II. 6. The method getProductInter

This function, exclusively dedicated to international shipments, provides the return options compatible with the requested destination (e.g. "paid return", "do not return").

The return option entered is transmitted to our international partners to indicate what action is required if the parcel cannot be delivered to the addressee (see **III. 5 International shipments or shipments to Overseas France**).

II. 6. 1. Input Parameters

The input parameters expected by the method **getProductInter** are listed below. A parameter not listed in this table will be ignored if it is provided.

The parameters must be entered in the order defined in the wsdl, otherwise an "unmarshalling error" will be returned.

Data	Format	Condition	Comment
contractNumber	N6	O	The Customer number comprising 6 characters provided by La Poste Colissimo on opening your customer account.
password	AN	O	Password associated with the customer number entered. It must be identical to your customer account password.
productCode	A	O	See III. 1 Products available
insurance	B	F	Assured Value. By default, enter "false" (or "0").
nonMachinable	B	F	Parcel format. By default, enter "false" (or "0"). Enter "true" (or "1") to indicate that the parcel format is non-standard (non-machinable).
returnReceipt	B	F	Advice of receipt. By default, enter "false" (or "0").
countryCode	A2	C	ISO code of the country of destination. Example: "DE" for Germany.
zipCode	AN	C	Addressee postcode.

II. 6. 2. Response (data returned)

Data	Format	Condition	Comment
product	A		Code corresponding to the first 2 characters of your parcel number. See. III. 1 Products available
partnerType	N		Not used: internal use
returnTypeChoice	SUB		Lists the return options available for the destination and the options requested on input.
messages	Block containing tags related to the response of the Web Service.		
id		O	Message ID.
type		O	Type of message: <i>ERROR, INFOS, WARNING</i> .
messageContent		O	Message content.

See examples of calls and responses:

- En SOAP chapter VI. 1,
- En REST chapter VII. 1.

II. 7. The method `getListMailBoxPickingDates`

The method `getListMailBoxPickingDates()` indicates whether an address is eligible for shipment from a mailbox and, if so, what the date and time are of the parcel pick-up from this address.

This method will be used to validate the eligibility of the geographic address for a pick-up from a mailbox the next day, which then makes it possible to enter the pick-up date in the tag `<mailBoxPickingDate>` in the block `<Service>` when the subsequent shipping announcement is issued using the method `GenerateLabel`.

II. 7. 1. Input Parameters of `getListMailBoxPickingDates`

The parameters must be entered in the order defined in the wsdl, otherwise an "unmarshalling error" is returned.

Data	Format	Condition	Comment
<code>contractNumber</code>	N6	0	The Customer number comprising 6 characters provided by La Poste Colissimo on opening your customer account.
<code>password</code>	AN	0	Password associated with the customer number entered. It must be identical to your customer account password.
<code>sender</code>	SUB	0	Block containing sender's address.
<code>line0</code>	AN35	F	Floor, corridor, stairwell, flat number.
<code>line1</code>	AN35	F	Entrance, building, residence.
<code>line2</code>	AN35	0	Number and street name. Example: "5 rue du Bellay".
<code>line3</code>	AN35	F	Named place or other mention.
<code>countryCode</code>	A2	0	Country code. Only the "FR" value is authorised.
<code>zipCode</code>	AN5	0	Postcode.
<code>city</code>	AN35	F	Municipality.

II. 7. 2. Response (data returned)

Data	Format	Condition	Comment
<code>Id</code>	N6		Message ID.
<code>messageContent</code>	AN		Wording of message.
<code>mailBoxPickingDateMaxHour</code>	T		Deadline time for picking up from the mailbox. Example: "09h00".
<code>mailBoxPickingDates</code>	SUB		Date for picking up from mailbox. Example: "2017-04-28".
<code>validityTime</code>	T		Deadline time for a pick-up request. Example: "23h00".

Data	Format	Condition	Comment
			Any request for a pick-up for the next day must be made before 23.00 (Deadline time for making a request for a pick-up from a mailbox). If the request is made after 23.00, the service returns a 30806 error.

See examples of calls and responses:

- En SOAP chapter VI. 5,
- En REST chapter VII. 6.

II. 8. The method planPickup

The method **planPickup ()** allows you to make a request for picking up a return parcel deposited by the sender in their mailbox. The parcel needs to have been previously announced with La Poste. This method will be used to confirm firmly the pick-up on the chosen date, after first announcing the shipment by means of the method GenerateLabel. This method is compatible with product code CORE (8R Colissimo Retour France) and CORF (CQ Colissimo Retour International)

II. 8. 1. Input Parameters

The parameters must be entered in the order defined in the wsdl, otherwise an "unmarshalling error" will be returned.

Data	Format	Condition	Comment
contractNumber	N6	0	The Customer number comprising 6 characters provided by La Poste Colissimo on opening your customer account.
password	AN	0	Password associated with the customer number entered. It must be identical to your customer account password.
parcelNumber	AN13	0	Parcel number.
mailBoxPickingDate	D	0	Requested pick-up date. Example: "2017-04-28"
sender	SUB	0	Block containing sender's address.
companyName	AN35	F	Company name.
lastName	AN35	0	Last name.
firstName	AN29	0	First name.
line0	AN35	F	Floor, corridor, stairwell, flat number.
line1	AN35	F	Entrance, building, residence.
line2	AN35	0	Number and street name. Example: "5 rue du Bellay".
line3	AN35	F	Named place or other mention.
zipCode	AN5	0	Postcode.
city	AN35	0	Municipality.
countryCode	A2	0	Country code. Only the "FR" value is authorised.
email	AN80	0	Email address.

Data	Format	Condition	Comment
			Used for sending tracking notifications to addressees.
phoneNumber	AN15	F	Telephone.

II. 8. 2. Response (data returned)

Data	Format	Condition	Comment
id	N6	0	Message ID.
messageContent	AN	0	Message content.

See examples of calls and responses:

- En SOAP chapter VI. 6,
- En REST chapter VII. 7.

III. Classification

The data returned by the Web Service vary depending on:

- the destination of the parcel,
- the label formats defined with our international partners.

III. 1. Products available

The following table:

- list the possible values for the tag **<productCode>**,
- describe the solution associated to each of these values,
- specify the product codes likely to be allocated by the Web Service when creating the parcel number.

The value of the tag **<productCode>** designates the parcel product solution to be created, according to its delivery characteristics (type of solution, destination, mode of delivery).

Zone	Solution	Value to set in <productCode>	Product codes returned by the WS (first 2 characters of the parcel number)
France	Colissimo Home - <i>without signature</i>	DOM	6A
		COLD*	9L
France	Colissimo Home - <i>with signature</i>	DOS	6C
		COL*	9V
France	Colissimo - Out Of Home – <i>at Post Office</i> **	BPR**	6H or 9H
France	Colissimo - Out Of Home – <i>at Pickup points or Pickup Station lockers</i>	A2P	6M or 9M
France	Colissimo Return France	CORE	8R****
France	Colissimo Flash – <i>without signature</i>	COLR	6G
France	Colissimo Flash – <i>with signature</i>	J+1	6V
Overseas France	Colissimo Home - <i>without signature</i>	COM	8Q
Overseas France	Colissimo Home - <i>with signature</i>	CDS	7Q
Overseas France	Colissimo Eco OM - <i>without signature</i>	ECO	9W
Overseas France	Colissimo Eco OM - <i>with signature</i>	ECOS	7U
Overseas France	Colissimo Retour OM	CORI	5R*****
International	Colissimo Home International - <i>without signature</i> ****	DOM	CA
International	Colissimo Home International - <i>with signature</i> ****	DOS	CB, CF or EY
		COLI***	CF or EY
International	Colissimo - Out Of Home – <i>at pickup point</i> ****	CMT	CM
International	Colissimo - Out Of Home – <i>at Pickup Station lockers</i> ****	PCS	CG
International	Colissimo – Out Of Home – <i>at Post Office</i> ****	BDP	CI
International	Colissimo Return International – <i>Foreign country to France</i>	CORI	7R
International	Colissimo Return International – <i>France to foreign country</i>	CORF	CQ
International	Economical Big Export offer (test offer for China for a pilot customer)	ACCI	EX

(*) "COLD" and "COL" codes are associated with old labels 9L and 9V. A contract signed in 2016 implements "DOM" and "DOS" codes. They are associated to labels 6A and 6C respectively which offer an equivalent service.

(**) The "BPR" code must be used for delivery sites with the standard value of "BPR", "ACP", or "CDI". These codes are returned by your Colissimo Delivery Options solution.

(***) "COLI" <productCode> is not to be used by new customers. For all international parcel shipments with signature, please use the DOS <productCode>. The WS will automatically return the appropriate code according to the country network to which the destination country belongs.

(****) The list of countries eligible for the international Colissimo Domicile and Point Retrait solutions can be accessed via the following link:

<https://www.colissimo.entreprise.laposte.fr/fr/pays-eligible-international>

(*****) The traffic code associated with the OM returns between Guadeloupe and Martinique will be 8R. The traffic code associated with the OM returns between the other OM regions and France will be 5R. See chapter III.5 Return OM.

III. 2. Shipment options

Not all La Poste - Colissimo products have the same shipment options available.

The Web Service only factors in the options associated to your product, which is input in the tag <productType>.

The paragraphs below describe some of these options.

✓ **Insured value: tag <insuranceValue>:**

The optional insurance can be up to 5000 €.

Enter a value in euro cents in the tag <insuranceValue> (e.g. "4300" for 43€). This value is rounded up to the nearest level of insurance (e.g. to €150 if "4345" is entered for €43.45).

Compatible with the 6 level of insurance for the following offers:

- **National:** DOS (6C), CORE (8R), COL (9V)
- **Overseas France:** CDS (7Q)
- **International:** DOS (CB, EY, CF), COLI (EY, CF), CORI (7R), CORF (CQ)

Compatible with the first 4 levels of insurance for the following offers:

- **National:** BPR (6H), A2P (6M)
- **International:** CMT (CM), PCS (CG)

6 levels of optional insurance	Tarifs HT
150,00 €	0,90 €
300,00 €	1,80 €
500,00 €	3,00 €
1 000,00 €	6,00 €
2 000,00 €*	12,00 €
5 000,00 €*	30,00 €

* Not available on offer Colissimo out of Home

✓ **Cash on delivery: tags <COD> and <CODAmount>:**

If the delivery is cash on delivery, set the <COD> to true (or "1"), and enter the amount in question in the tag <CODAmount>, in euro cents (e.g. "4340" for 43.40€).

Compatible with DOS (Metropolitan France only) and COL codes.

✓ **Advice of receipt: tag <returnReceipt>:**

To be informed by postal mail of receipt and the date of delivery of the parcel to the addressee, set the tag **<returnReceipt>** to "true" (or "1").

✓ **Free of taxes and duty: <ftd> tag:**

If you want to bear the cost of customs duties where parcels are taxed (for shipments to the OM1 area, excluding Saint-Pierre-et-Miquelon and Mayotte), set the tag **<ftd>** to "true" (or "1").

Compatible with CDS code.

✓ **Non-standard shipment: tag <nonMachinable>:**

To report a so-called "bulky" or non-stable shipment.

✓ **Delivery Duty Paid : paramètre « ddp » :**

If you wish to pay the customs duties in case of taxation of the parcels (for the sendings towards the international), pass "ddp" to true or 1.

III. 3. Label formats

The La Poste - Colissimo Shipping Web Service allows you to choose the format of the labels you want to obtain in return for each call, by using the "**outputPrintingType**" input parameter which defines different format, dimension and resolution options.

This parameter can take the following values:

Value	Description	Types of compatible printers
ZPL_10x15_203dpi	ZPL thermal printing, dimension 10cm x 15cm, and resolution of 203dpi	Thermique Zebra 203 dpi
ZPL_10x15_300dpi	ZPL thermal printing, dimension 10cm x 15cm, and resolution of 300dpi	Thermique Zebra 300 dpi
DPL_10x15_203dpi	DPL thermal printing, dimension 10cm x 15cm, and resolution of 203dpi	Thermique Datamax 203 dpi
DPL_10x15_300dpi	DPL thermal printing, dimension 10cm x 15cm, and resolution of 300dpi	Thermique Datamax 300 dpi
PDF_10x15_300dpi	PDF office printing, dimension 10cm x 15cm, and resolution of 300dpi	Office
PDF_A4_300dpi	PDF office printing, dimension A4 and resolution of 300dpi	Office
ZPL_10x10_203dpi	ZPL thermal printing, dimension 10cm x 10cm, and resolution of 203dpi	Thermique Zebra 203 dpi
ZPL_10x10_300dpi	ZPL thermal printing, dimension 10cm x 10cm, and resolution of 300dpi	Thermique Zebra 300 dpi
DPL_10x10_203dpi	DPL thermal printing, dimension 10cm x 10cm, and resolution of 203dpi	Thermique Datamax 203 dpi
DPL_10x10_300dpi	DPL thermal printing, dimension 10cm x 10cm, and resolution of 300dpi	Thermique Datamax 300 dpi
PDF_10x10_300dpi	PDF office printing, dimension 10cm x 10cm, and resolution of 300dpi	Office

Importants comments:

- The ZPL, DPL and PDF outputs from the Colissimo labelling web service do not need to be validated by our services.
- **We advise shippers with high printing volumes** (of over 1,000 packages per month) **to choose** the thermal formats **(ZPL or DPL) to make their logistics chain more fluid.**
- The labels generated by our PDF, ZPL and DPL outputs must be printed without any resizing so as not to alter the quality of the barcodes.
- The thermal outputs from the web service are compatible with media, including widths from 103 to 113 x 152 (l/h in mm) with an adhesive surface area of 100 x 150 minimum (corresponding to the label mask).
- If additional information needs to be displayed on the printing medium, it is recommended to do so outside the label mask created by our Web Service. By default, La Poste – Colissimo cannot be held liable for any reading issues encountered in its network.
- 7R labels (Colissimo Retour International) can only be generated with the **PDF_A4_300dpi** output.

III. 4. Colissimo Flash Offer

Flash products which deliver to mainland France on D+1, are gradually being deployed in France.

Only certain postal codes are eligible for Colissimo “Flash” offer.

The eligibility of a delivery in D+1 is conditioned by:

- the place of deposit of the parcel in the Colissimo network (in other words the PFC Platform Parcel) of attachment of the customer Colissimo, attached to the customer account number considered),
- the postal code of the destination,
- the deadline for filing the parcel in the Colissimo network.

The eligibility of the destination postal code in the case of a delivery "Colissimo Flash" can be confirmed by one or the other of the following devices:

- A webService of eligibility to the offers. This web-service, which will be described in third-party specifications.
- An asynchronous EDI feed providing the eligible postal code file each time this file is updated, depending on the evolution of the offer's coverage.

Otherwise, a list may be communicated by the client account manager.

III. 5. International shipments or shipments to Overseas France

✓ **tag <countryCode>:**

The country code provided in the tag **<countryCode>** must match one of those listed in the table of countries provided in a separate document.

Examples:

- for a shipment to China, it is necessary to indicate `<countryCode>CN</countryCode>`,
- for a shipment to Martinique, it is necessary to indicate `<countryCode>MQ</countryCode>`.

Important: for special territories connected to other countries, the value of the tag **<countryCode>** must match that on the special territory and not that of the country to which it is connected.

Example:

"GL" needs to be provided for Greenland (connected to Denmark) and not "DK".

✓ **tag <zipCode>:**

The validity of the postcode format is checked for the country of destination (according to the country code transmitted in the tag **<countryCode>**). For example, a verification will be made that a postcode transmitted to Canada contains 6 characters.

✓ **tag <returnTypeChoice>:**

Key designating the action to be performed in the event of a parcel return (for the Expert I or Colissimo International solutions).

To know what options are allowed for a country, call the **method *getProductInter***.

More information on colissimo.fr.

Option in case of non-delivery	Wording on the label	Value of <returnTypeChoice>
Priority paid return (Outside the European Union only)	Return to the sender as priority parcel	2
Do not return (All destinations)	Do not return to the sender	3

III. 5. 1. Management of customs data

Some countries and special territories require a customs declaration using the CN23 form.

La Poste has an obligation to send a digital version of the CN23 customs declaration to its partners in charge of customs clearance for goods.

The CN23 information must be transmitted to La Poste by the Web Service.

If the CN23 data are not transmitted or are incomplete, the Web Service returns an **ERROR** code and the label cannot therefore be printed.

✓ **tag <category>:**

Indicates the type of the shipment (for international shipments or shipments to overseas France to which the CN23 customs declaration applies). It can take only the following values:

Possible values	Description
1	Gift
2	Commercial sample
3	Commercial parcel
4	Document
5	Other
6	Return of goods

- ✓ **tag <value>:**
 - Displays the unitary value of articles in EUROS.
 - Only 2 decimals different from 0 are accepted.

Where the data required for creating the CN23 are supplied to La Poste Colissimo, this document is returned to you in the response to the method **generateLabel** (tag <cn23>), in 4 copies, in the form of a single PDF file (regardless of the print mode of the parcel label requested).

- ✓ **tag <hsCode>:**

In 1988, after several States in the world, the European Community adopted the Harmonized System (HS) for commodity description and coding. This "tariff number" (which can count 6, 8 or 10 digits) allows all physical objects uniquely and worldwide to be identified. It is one of the three elements used to establish the customs duties, alongside the carriage costs and the origin of the goods.

To allow fast processing of customs operations on arrival in the country of destination, we thus recommend that companies indicate the tariff number of the good sent. For goods sent by post, only the indication of the 6-digit tariff number is an obligation for the forwarding agents.


Where to obtain the tariff number?

- Contact the customs offices of your region for regular shipments.
- Visit the French customs website: http://ec.europa.eu/taxation_customs/dds2/taric/taric_consultation.jsp?Lang=fr

III. 5. 2. The Customs declaration document "CN23"

This declaration is mandatory for the customs clearance of parcels sent to an international destination and some special territories. It must be printed in 4 copies attached to the parcel. The document can be published using the Web Service or the customer's own resources.

Example of a CN23 form for an Outbound shipment (non-contractual image):



FRANCE



DECLARATION EN DOUANE CN23



CP 4444 7840 0 FR

EXPEDITEUR senderParceIRef Référence en douane																			
Société RAISON SOCIALE EXP Contact NOM EXP PRENOM EXP Adresse LINE0 EXP LINE1 EXP LINE2 EXP LINE3 EXP C.P. 92130 Ville ISSY LES MOULINEAUX FRANCE N° de tél : 0712345678 / Fax : Mail : sender@mail.com																			
DESTINATAIRE Réf. ADDRESSEEPARCELRE Société RAISON SOCIALE DEST Contact NOM DEST PRENOM DEST Adresse LINE0 DEST LINE1 DEST LINE2 DEST LINE3 DEST C.P. 3000 Ville BERNE SUISSE N° de tél : 0612345678 / Fax : Mail : adressee@mail.com																			
REFERENCE DE L'IMPORTATEUR / DESTINATAIRE N° TVA / code importateur IMPORTERSREFERENCE Société I-COMPANYNAME Contact I-LASTNAME I-FIRSTNAME Adresse I-LINE0 I-LINE1 I-LINE2 I-LINE3 C.P. 75005 Ville PARIS FRANCE Tél I-PHONENUMBER Portable I-MOBILENUMBER Mail i-email																			
Pour envois commerciaux seulement																			
<table border="1" style="width: 100%; border-collapse: collapse;"> <thead> <tr> <th style="width: 50%;">Description détaillée du contenu</th> <th style="width: 5%;">Qté</th> <th style="width: 10%;">Poids net unitaire (kg)</th> <th style="width: 10%;">Valeur unitaire (EUR)</th> <th style="width: 10%;">N° tarifaire</th> <th style="width: 10%;">Pays d'origine</th> </tr> </thead> <tbody> <tr> <td>description article</td> <td style="text-align: center;">1</td> <td style="text-align: center;">1.000</td> <td style="text-align: center;">1.00</td> <td style="text-align: center;">50000001</td> <td style="text-align: center;">SUISSE</td> </tr> <tr> <td colspan="2" style="text-align: right;">Total</td> <td style="text-align: center;">1.000</td> <td style="text-align: center;">1.00</td> <td style="text-align: center;">Frais de port :</td> <td style="text-align: center;">0.50 EUR</td> </tr> </tbody> </table>	Description détaillée du contenu	Qté	Poids net unitaire (kg)	Valeur unitaire (EUR)	N° tarifaire	Pays d'origine	description article	1	1.000	1.00	50000001	SUISSE	Total		1.000	1.00	Frais de port :	0.50 EUR	
Description détaillée du contenu	Qté	Poids net unitaire (kg)	Valeur unitaire (EUR)	N° tarifaire	Pays d'origine														
description article	1	1.000	1.00	50000001	SUISSE														
Total		1.000	1.00	Frais de port :	0.50 EUR														
Catégorie de l'envoi <input type="checkbox"/> Cadeau <input type="checkbox"/> Echantillon <input type="checkbox"/> Vente de marchandise <input type="checkbox"/> Document <input checked="" type="checkbox"/> Retour de marchandise <input type="checkbox"/> Autre (veuillez préciser) Explication : Observations :																			
Bureau d'origine / date de dépôt GENNEVILLIERS PFC - 18/12/2017																			
Je certifie que les renseignements donnés dans la présente déclaration en douane sont exacts et que cet envoi ne contient aucun objet dangereux ou interdit par la législation ou la réglementation postale ou douanière.																			
Date et signature de l'expéditeur																			
<input checked="" type="checkbox"/> Licence : <input checked="" type="checkbox"/> Certificat : <input checked="" type="checkbox"/> Facture : N° de la / les licences : N° du / des certificats : N° de la facture : licenceNumber numcertificat invoiceNumber																			

Example of a CN23 form for an international Return shipment (non-contractual image):

 <div style="border: 1px solid black; padding: 2px; display: inline-block;"> e-RETURN service </div>		CUSTOMS DECLARATION / DECLARATION EN DOUANE CN23 May be opened officially / Peut être ouvert d'office					
Name, Address & Telephone of Sender / Name, Address & Telephone of Sender raison sociale exp line2 exp line0 exp line1 exp Berne 3000 SUISSE		 CZ 550 014 791 CH					
Name, Address & Telephone of Recipient / Name, Address & Telephone of Recipient raison sociale dest line2 dest line0 dest line1 dest Issy les moulineaux 92130 FRANKREICH		Importer's reference / Référence de l'importateur Tax code/VAT No./ importer code importersReference _____ Code fiscal/No de TVA, code de l'importateur Importer's Name, Address & Telephone / Importer's Name, Address & Telephone					
#	Detailed description of contents <small>Description détaillée du contenu</small>	Article reference <small>Référence de l'article</small>	Quantity <small>Quantité</small>	Value in CNY <small>Valeur en</small>	Net Weight (kg) <small>Poids Net</small>	HS Tariff Number <small>No tarifaire du SM</small>	Country of origin of goods <small>Pays d'origine</small>
1	description article	100001	1	1.00	1.00	50000001	CH
Total			1	1.00	1.00		
No of Original item (s) No. de l'envoi original 6M16473992391		Category of shipment Catégorie de l'envoi Returned goods					
Declaration of origin: / : The Exporter of these products covered by this document declares that, except where otherwise clearly indicated, the products are of (see column "country of origin of goods") preferential origin. Date/Name/Signature: / : <small>Other comments : goods subject to quarantine, sanitary/phytosanitary inspection or other restriction Observations: (p.ex. Marchandise soumise à la quarantaine / à des contrôles sanitaires, phytosanitaires ou à d'autres restrictions, phytosanitaires)</small>		TO BE COMPLETED BY THE SENDER / A REMPLIR PAR L'EXPÉDITEUR					
Licence Number(s) No de licence(s)		Certificate Number(s) No de certificat(s)		Invoice Number(s) and date(s) No de Facture(s) et date		Gross Weight Poids brut total	
		111141111 2016-11-01				I certify that the particulars given in this customs declaration are correct and that this item does not contain any dangerous article or articles prohibited by legislation or by postal or customs regulations. Signature: / Date: /	


To obtain a CN23 form, the following blocks in particular should be filled in:

- Services,
- Parcel,
- customsDeclarations.

Example of form CN23 with the DDP offer

DDP

COMMERCIAL INVOICE DDP

SENDER ref sender Business LA POSTE COLISSIMO Name AMELLAL IDIR Address CP215 9 RUE DU COLONEL PIERRE AVIA Post code 75015 City PARIS FRANCE Phone Nr. : +336768663 / Fax : E-mail idir.amellal@laposte.fr		Customs Reference : EORI Nr. :		 EY 6070 0708 9 FR					
CONSIGNEE Ref. Nr. Business Name NOVAK STEEVE Address 408 HILLVIEW DRIVE Post code 83712 City BOISE ETATS-UNIS Phone Nr. : +12089145766 / Fax : E-mail snovak@boisestate.edu		IMPORTER REF. NR. VAT Nr. Company Name Address Post code City Phone Nr. Mobile Nr. Mail							
Detailed description of contents Lafuma backpack for men for hiking or skiing Volume : 40 L - Dim		Customs duty (€) 0.00	Tax (€) 0.00	Qty 1	Net weight (kg) 1.000	Unit value (€) 100.00	Total value (€) 100.00	HS Tariff Nr. 420292	Country of origin of FR
Total Value		1.000	100.00	100.00	Shipping Value : 29.42 €	Insurance value : 0.00 €			
Service required <input type="checkbox"/> Gift <input checked="" type="checkbox"/> Commercial Sample <input type="checkbox"/> Commercial goods <input type="checkbox"/> Document <input type="checkbox"/> Return <input type="checkbox"/> Other (explain) Explication :		Office of origin / date of posting GENNEVILLIERS PFC - 10/06/2020							
Observations :		I certify that the particulars given in this custom declaration are correct and that this item does not contains any dangerous article prohibited by legislation or customs regulations. Date 10/06/2020 Sender's signature							
Licence : Licence Nr.	Certificate : Certificate Nr.	Invoice : Invoice Nr.							

III. 5. 3. DDP international

Colissimo offers its shipper customers the DDP offer which allows it to pay customs duties in case of taxation of parcels sent internationally.

This offer will be available from January 2021 and the functionality should not be used before the date of implementation.

III. 5. 3. 1. Management rule of DDP

- Fill in the flag " ddp " to " true " at the WS SLS entrance (Offer available from January 2021, so do not fill in the information for the moment)
- The country of destination and the product must be eligible for the DDP offer (Set in Perseus) otherwise the WS SLS will return error 30328.

o The code of the state or province of the recipient is mandatory for packages to the United States of America and Canada. Depending on the PERSEUS PAYS setting (COUNTRY -> Options -> CTRL CP FEDEX) a consistency check between the postal code and the state or province code is performed. If there is no consistency, the WS SLS will return error message 30224 (Offer available from January 2021, so do not need to be informed at this time).

- Fill in the package dimensions correctly (length, width, height). They are mandatory otherwise the WS SLS will return errors 30329, 30330, 30331, 30332 30333, 30334 or 30335.
- Inform the recipient phone number, otherwise the WS SLS will return error 30220.
- Fill in the generic description of the items (param: CustomsDeclarations->description). The text must be in English. It is mandatory otherwise the WS SLS will return the error 30557.

III. 5. 4. Shipment to Armed Forces

Parcel shipped to Armed Forces must comply with the following provision:

Types of data	Comment, data required
Product used	Expert Inter
Price invoiced	Domestic
Address field	SPXXXX
Country code	S1
City	Hub Armée
Postcode	00100 [navy] 00200 [excluding navy]
Maximum weight	20kg

See examples of calls and responses:

- En SOAP chapter VI. 2. 2. 5,
- En REST chapter VII. 2. 2. 3.

III. 5. 5. International Offer

The international offer brings a new parameter <reseauPostal> inside the <service> bloc. This parameter enables the possibility to choose the Postal Partner responsible of the shipping (DPD or the local postal network), for international shipments among the concerned countries.

The countries concerned by the Postal Partner option are:

- Germany
- Austria
- Italy
- Luxembourg

The product concerned by this offer is the CB product (DOS, Colissimo Home - *with signature*).

The configuration of this parameter is as follows:

- reseauPostal = 0, DPD is selected for the shipment
- reseauPostal = 1, the local postal network is selected for the shipment

III. 6. Offer "Colissimo Retour OM" (Overseas returns)

La Poste - Colissimo opens the overseas countries for parcel returns, with:

- the new traffic code "5R", thanks to the product code "CORI",
- the already known traffic code "8R", thanks to the product code "CORE"

The web service allows the printing of the return label and the CN23.

III. 6. 1. Direction of authorized "Retour OM"

The offer "Retour OM" is only allowed in these directions:

- Overseas to overseas for inter-overseas only,
- Metropolitan France, Monaco and Andorra to overseas
- Overseas to Metropolitan France, Monaco and Andorra.

III. 6. 2. Authorized "Retour OM" countries

III. 6. 2. 1. Geographic coverage for "Retour OM" product code 5R

Sender country	Postal code ranges	Destination country	Postal code ranges
Mainland, Monaco and Andorre	00001 to 00208 00210 to 00210 00212 to 00212 00214 to 00216 00219 to 00220 00229 to 00229 00251 to 00251 00255 to 00256 00259 to 00261 00271 to 00271 00280 to 00280 00282 to 00282	GP, MQ, GF, RE, YT, PM, MF, BL	Postal code ranges corresponding to destination countries

	00285 to 00285 00287 to 00288 00291 to 00293 00480 to 00480 00484 to 00484 00499 to 00499 00878 to 00878 00887 to 00887 00889 to 00889 00899 to 95999 98000 to 98091 AD100 to AD100 AD200 to AD200 AD300 to AD300 AD400 to AD400 AD500 to AD500 AD600 to AD600 AD700 to AD700		
Guadeloupe (GP)	97100 – 97132 97134 – 97148 97151 – 97199	GF, RE, YT, PM, mainland, Monaco and Andorre	Postal code ranges corresponding to destination countries
Saint Martin (MF)	97024 – 97024 97051 – 97080 97149 – 97150	GF, RE, YT, PM, mainland, Monaco and Andorre	Postal code ranges corresponding to destination countries
Saint Barthelemy (BL)	97012 – 97022 97049 – 97049 97095 – 97099 97133 – 97133	GF, RE, YT, PM mainland, Monaco and Andorre	Postal code ranges corresponding to destination countries
Martinique (MQ)	97200 – 97299	GF, RE, YT, PM, mainland, Monaco and Andorre	Postal code ranges corresponding to destination countries
French Guyanne (GF)	97300 – 97399	RE, YT, PM, GP, MF, BL, MQ, mainland, Monaco and Andorre	Postal code ranges corresponding to destination countries
La Reunion (RE)	97400 – 97490 97820 – 97899	YT, PM, GP, MF, BL, MQ, GF, mainland, Monaco and Andorre	Postal code ranges corresponding to destination countries
Mayotte (YT)	97600 – 97690	GP, MF, BL, MQ, GF, RE, PM, mainland, Monaco and Andorre	Postal code ranges corresponding to destination countries
Saint Pierre and Miquelon (PM)	97500 – 97500	GP, MF, BL, MQ, GF, RE, YT, mainland, Monaco and Andorre	Postal code ranges corresponding to destination countries

III. 6. 2. 2. Geographic coverage for "Retour OM" product code 8R

Sender country	Destination country
Guadeloupe GP	Guadeloupe GP
Saint Martin MF	Saint Martin MF
Saint Barthelemy BL	Saint Barthelemy BL
Martinique MQ	Guadeloupe GP
Martinique MQ	Martinique MQ
Guadeloupe GP	Martinique MQ
French Guyanne GF	French Guyanne GF
La Reunion RE	La Reunion RE
St Pierre and Miquelon PM	St Pierre and Miquelon PM
Mayotte YT	Mayotte YT

III. 6. 3. Error code

If the sender country is not an oversea country the error 30545 will be returned (see chapter **IV Error codes**).

III. 6. 4. Management of the CN23

The CN23 document will be generated by the Colissimo Shipping Web Service.

III. 7. Other checks made

- ✓ **parameter "weight":**
 - Parcel weight in kg,
 - Minimum: 0.01kg,
 - Maximum: 30.00 kg or the maximum weight authorised by the pick-up location
 - Only 2 decimals different from 0 are accepted.
- ✓ **The status of the customer account:** a terminated customer account will not allow labels to be generated.

IV. Error codes

These are possible values of the element **<id>** present in the definition of the **<message>** type. The cause of the error is described in the associated **<libelle>** element.

String type parameters whose length exceeds the authorised length will be truncated to the right. A warning message and a code will be added to the response's "Message" parameter.

These messages are sent in French but their translation in English can be found in this chapter.

Code	Type	Comment
0	INFOS	The request has been processed successfully
1	ERROR	The request has failed
30000	ERROR	Invalid identifier/password
30002	ERROR	The deposit date is prior to the current date
30007	ERROR	Inactive client. Please contact your sales representative.
30008	ERROR	Unauthorised service for this identifier. Please contact your sales representative in order to reset your customer account
30009	ERROR	Unauthorised service for this product. Please contact your sales representative
30010	ERROR	The date has not been sent
30014	ERROR	The product code has not been sent
30015	ERROR	<i>The product code is incorrect</i>
30017	ERROR	The value of the cash on delivery field is incorrect
30018	ERROR	The commercial name has not been sent
30020	ERROR	The total amount of the shipping costs has not been sent
30022	ERROR	The sender's language is incorrect
30023	ERROR	The addressee's language is incorrect
30025	ERROR	The printing type has not been sent
30026	ERROR	The printing type is incorrect
30027	ERROR	The selected network does not apply for this product
30065	ERROR	The sender's last name has not been sent
30043	ERROR	The sender's first name has not been sent
30045	ERROR	The sender's email has not been sent
30046	ERROR	The sender's email is incorrect
30047	ERROR	The sender's phone number is incorrect
30085	ERROR	The addressee's landline phone number is incorrect
30089	ERROR	The addressee's company name has not been sent
30090	ERROR	The size of the AddresseeParcelRef parameter is zero or greater than 15
30100	ERROR	The sender's number / street name has not been sent
30102	ERROR	The sender's country code has not been sent
30103	ERROR	The sender's country code is incorrect
30104	ERROR	The sender's city has not been sent
30106	ERROR	The sender's postcode has not been sent
30107	ERROR	The sender's postcode is incorrect
30108	ERROR	The sender's postcode does not match the country
30109	ERROR	The sender's country code or the postcode is incorrect for the product code provided
30110	ERROR	The sender's city is incorrect
30200	ERROR	The addressee's name has not been sent
30202	ERROR	The addressee's first name has not been sent
30204	ERROR	The addressee's number / street name has not been sent
30206	ERROR	The addressee's country code has not been sent
30207	ERROR	The addressee's country code is incorrect
30208	ERROR	The addressee's city has not been sent
30210	ERROR	The addressee's postcode has not been sent
30211	ERROR	The addressee's postcode is incorrect
30212	ERROR	The addressee's postcode does not match the country
30213	ERROR	The addressee's country code or the postcode is incorrect for the product code provided
30214	ERROR	The recipient's city is incorrect
30220	ERROR	The addressee's mobile number has not been sent
30221	ERROR	The addressee's mobile number is incorrect
30222	ERROR	The addressee's email address has not been sent

Code	Type	Comment
30223	ERROR	Incorrect addressee's E-mail address
30300	ERROR	The parcel weight has not been sent
30301	ERROR	The parcel weight is incorrect
30303	ERROR	The value of the bulky parcel field is incorrect
30306	ERROR	The registered item option is incorrect
30309	ERROR	The insured value option is incorrect
30310	ERROR	The registered item level has not been sent
30311	ERROR	The registered item level is incorrect
30312	ERROR	The options do not enable labelling
30313	ERROR	The product code synonym is blank
30316	ERROR	The country code does not allow labelling to be performed
30317	ERROR	The options do not enable labelling
30318	ERROR	The XXX partner does not handle the YYY product code XXX: partner returned by the routing YYY: input product code passed to the web service
30321	ERROR	The parcel number is incorrect
30323	ERROR	The return choice type has not been sent
30324	ERROR	The return choice type is incorrect
30325	ERROR	The advice of receipt option is incorrect
30326	ERROR	The Free of customs taxes and duty option is incorrect
30327	ERROR	The parcel number has not been sent
30328	ERROR	The DDP option is incorrect
30400	ERROR	The pick-up location code has not been sent
30401	ERROR	The pick-up location code is incorrect
30402	ERROR	The address of the pick-up location has not been sent
30403	ERROR	The code or the address of the pick-up location has not been sent
30500	ERROR	Information about the parcel contents has not been sent
30503	ERROR	The parcel category has not been sent
30504	ERROR	The parcel category is incorrect
30505	ERROR	Information about the articles contained in the parcel has not been sent
30506	ERROR	There are more articles than the maximum number allowed
30507	ERROR	The total weight of the articles is greater than the parcel weight
30510	ERROR	The description of an article has not been sent
30511	ERROR	The description of an article is incorrect
30512	ERROR	The quantity of an article has not been sent
30513	ERROR	The quantity of an article is incorrect
30514	ERROR	The weight of an article has not been sent
30515	ERROR	The weight of an article is incorrect
30516	ERROR	The value of an article has not been sent
30517	ERROR	The value of an article is incorrect
30518	ERROR	The pricing number has not been sent
30519	ERROR	The pricing number of an article is incorrect
30520	ERROR	The country of origin has not been sent
30521	ERROR	The country of origin of an article is incorrect
30522	ERROR	The article's reference has not been sent
30523	ERROR	Maximum number of articles exceeded (max=100)
30524	ERROR	The currency has not been sent
30525	ERROR	The original package number is incorrect
30526	ERROR	The type of document has not been transmitted
30527	ERROR	The type of document is incorrect
30528	ERROR	The original parcel number has not been sent
30525	ERROR	The original parcel number is invalid
30529	ERROR	The original invoice number has not been sent

Code	Type	Comment
30530	ERROR	The original invoice date has not been sent
30533	ERROR	The original invoice date must be inferior to the date of the day
30531	ERROR	The maximum number of original parcels is exceeded (5 max)
30532	ERROR	The invoice number is invalid
30534	ERROR	The document's identifier is invalid
30535	ERROR	The importer reference is invalid
30536	ERROR	Goods value exceeds the maximum authorised threshold
30537	ERROR	The currency must be the same for all articles in the parcel
30538	ERROR	The country code must be the same for all articles in the parcel
30539	ERROR	The comment is too long
30540	ERROR	The articles total weight inside your shipping cannot be higher to the initial declared weight of the parcel
30541	ERROR	Only one document identifier must be sent
30542	ERROR	The shipping category is invalid
30543	ERROR	The article reference is invalid
30544	ERROR	The currency is invalid
30545	ERROR	Sender country code does not allow sending back.
30546	ERROR	The invoice and original parcel identifier has not been sent
30547	ERROR	Original invoice and parcel identifier unknown or invalid
30548	ERROR	Article not linked to a parcel or invoice
30549	ERROR	The invoice and parcel identifier already exists
30550	ERROR	There are duplicates in the list of original declared parcels
30551	ERROR	The importer reference has not been sent
30552	ERROR	The comment has not been sent
30553	ERROR	The invoice date must be identical for a same invoice number. Please set a new date.
30554	ERROR	At least one original parcel declaration must be sent.
30555	ERROR	The customs declaration or the description of at least one article must be transmitted
30600	ERROR	The {0} field contains a non-valid {1} character. Please enter this field again. {0}: Field name {1}: forbidden characters
30700	ERROR	The requested product does not exist in the customer account
30701	ERROR	The range of parcel numbers used is incorrect
30702	ERROR	This parcel number has already been allocated to a parcel less than 13 months ago
30703	ERROR	The presence or absence of a range indication does not comply with the subscribed solution.
30704	ERROR	The product transmitted does not allow a return service from other countries to be performed.
30705	ERROR	The country transmitted does not have authority to offer the return service to other countries.
30706	ERROR	The transmitted country is not entitled to the eco offer.
30800	ERROR	Please enable the mailbox deposit in your Back Office
30801	ERROR	Non-existent parcel <i>The parcel has not been announced to La Poste.</i>
30802	ERROR	This parcel has already been accepted into the system <i>This parcel has already been accepted into the system by La Poste</i>
30803	ERROR	You have already chosen a time <i>A request has already been made to collect it from a mailbox</i>
30804	ERROR	The return product cannot be deposited in a mailbox <i>The Mailbox deposit service is not available</i>
30805	ERROR	This parcel cannot be deposited in a mailbox

Code	Type	Comment
		<i>This address is not eligible for pick-up of a return parcel left in a mailbox</i>
30806	ERROR	The requested pick-up date is incorrect <i>The requested pick-up date is not part of the next possible pick-ups dates from this address</i>
30807	ERROR	The parcel is not authorised for deposit in a mailbox
30808	ERROR	Invalid pick-up date: you have not activated mailbox deposit in your Back Office
30809	ERROR	Please do not indicate a pick-up date if you have chosen the option: label non-depositable in a mailbox
30810	ERROR	Invalid mailbox pick-up request: parcel non-depositable in a mailbox
30811	ERROR	The requested pick-up date is incorrect
30812	ERROR	No pick-up date found for this address <i>This address is not eligible for pick-up of a return parcel left in a mailbox</i>
30813	ERROR	The carriage date has not been sent
30814	ERROR	Max number of parcels exceeded
30815	ERROR	Max number of retrieval dates exceeded
30816	ERROR	Impossible to schedule a mailbox delivery according to the information sent. A delivery in a post office is forced
Ship from store		
30817	ERROR	The collection site was not sent
30818	ERROR	The collection site is incorrect
30819	ERROR	Daytime delivery is not authorised for this address
30820	ERROR	The daytime delivery service is not possible for this address
30821	ERROR	Your parcel is being refunded or has been refunded
30822	ERROR	You have reached the maximum number of mailing date changes. Thank you for depositing your Colissimo in a post office
30823	ERROR	The validity period of your label is exceeded. You have the opportunity to get a refund by logging into your account Shop
30900	ERROR	The pick-up location's name has not been sent
30901	ERROR	The pick-up location address has not been sent
30902	ERROR	The pick-up location's postcode has not been sent
30903	ERROR	The pick-up location's city has not been sent
30904	ERROR	The pick-up location's country code has not been sent
30906	ERROR	The amount of CRBT exceeds the maximum amount
30907	ERROR	The format of the currency entered is incorrect
30908	ERROR	Currency does not match country of destination
30909	ERROR	Taux de change introuvable
40011	ERROR	Error: country of destination code of the parcel incorrect
40012	ERROR	Error: Country not covered by the Retour Colissimo International service or incorrect. Contact your customer support
40013	ERROR	Error: Sender country and country of destination relation not covered or incorrect. Contact your customer support
40014	ERROR	Error: Set of parcel identification numbers exhausted. Contact your customer support
40015	ERROR	Service temporarily unavailable
40016	ERROR	Threshold setting problem. The original country {0} does not exist

Code	Type	Comment
40017	ERROR	The information sent seems inconsistent : impossible to realize a Shipping. Please contact the customer support if the problem persists
40018	ERROR	Service unavailable. Please contact your customer support.
14040	ERROR	The insurance and registered mail option are not compatible. Please select an option.
International shipment errors		
ROUTING_1	ERROR	The service is not in the database.
ROUTING_2	ERROR	The country is not in the database.
ROUTING_3	ERROR	The depot is not in the database.
ROUTING_4	ERROR	The send date format is invalid.
ROUTING_5	ERROR	The format of the postcode entered does not correspond to the country postcode mask.
ROUTING_6	ERROR	The postcode entered is not between the country's lower / upper limits.
ROUTING_7	ERROR	The limit values of the postcode for the city and region have not been entered.
ROUTING_8	ERROR	The postcode does not match the input data of the region / city.
ROUTING_9	ERROR	The postcode of the country does not exist.
ROUTING_0	ERROR	The postcode of the area and the city does not exist.
ROUTING_12	ERROR	The group associated with this site does not exist.
ROUTING_13	ERROR	The address associated with the site does not exist.
ROUTING_14	ERROR	There is no country associated with the site
ROUTING_15	ERROR	The customs re-routing does not exist.
ROUTING_16	ERROR	The depot code is mandatory. Please enter a value.
ROUTING_17	ERROR	The country code is mandatory. Please enter a value.
ROUTING_18	ERROR	There is no route for these data.
ROUTING_19	ERROR	There are several routes for these data.
ROUTING_20	ERROR	This option is not allowed for this route.
ROUTING_21	ERROR	The data entered do not allow this option.
ROUTING_22	ERROR	The option is mandatory. Please enter a value.
ROUTING_23	ERROR	The request has failed.
ROUTING_24	ERROR	The request has failed. The connection is down.
ROUTING_25	ERROR	The request has failed. The connection is down
ROUTING_26	ERROR	The country of origin does not exist
ROUTING_27	ERROR	The country of destination does not exist.
ROUTING_200	ERROR	The Fedex route for this country is suspended.
ROUTING_201	ERROR	This country is under embargo.
ROUTING_202	ERROR	This country code is obsolete.
ROUTING_203	ERROR	This country is not managed by Fedex.
ROUTING_204	ERROR	The Fedex route has not been found.
ROUTING_205	ERROR	The Fedex bar code has not been found.
ROUTING_206	ERROR	The Fedex unloading function has not been found.
ROUTING_207	ERROR	The Fedex file has not been found.
ROUTING_208	ERROR	More than one Postcode / Site combination are necessary for manual routing.
ROUTING_211	ERROR	The Fedex programming interface cannot be loaded.
ROUTING_212	ERROR	The programming interface has returned an error.
ROUTING_300	ERROR	The initialisation of the TNT component has failed.
ROUTING_301	ERROR	There is no TNT product associated with this Geopost product.
ROUTING_302	ERROR	There is no destination site associated with this Geopost site.
ROUTING_305	ERROR	There is no origin site associated with this Geopost site.

Code	Type	Comment
ROUTING_1005	ERROR	The routing initialisation could not be opened.
ROUTING_1006	ERROR	The routing initialisation file does not contain the mandatory tag.
ROUTING_1007	ERROR	The SQLite DLL cannot be loaded.
ROUTING_1008	ERROR	The connection to the database could not be initialised.
ROUTING_1100	ERROR	IMPORTANT: The database has expired, and there is no valid replacement database available.
GeoLabel domestic routing errors		
GEO_ROUTING_IV101	ERROR	Input data validation: country of destination mandatory but missing (null value).
GEO_ROUTING_IV102	ERROR	Input data validation: addressee postcode mandatory by missing.
GEO_ROUTING_IV103	ERROR	Input data validation: service code mandatory but missing (null value).
GEO_ROUTING_IV104	ERROR	Input data validation: date mandatory but missing (null value)
GEO_ROUTING_IV105	ERROR	Input data validation: depot of origin mandatory but missing (null value).
GEO_ROUTING_IV106	ERROR	Input data validation: destination postcode mask non-compliant with the destination country mask
GEO_ROUTING_IV107	ERROR	Input data validation: invalid destination postcode, the destination country only accepts valid postcodes.
GEO_ROUTING_IV108	ERROR	Input data validation: invalid destination city name, the destination country only accepts valid city names.
GEO_ROUTING_IV109	ERROR	Input data validation: additional service code missing, it is mandatory for the service code used
GEO_ROUTING_IV124	ERROR	Input data validation: no valid routing database was found.
GEO_ROUTING_IV125	ERROR	Input data validation: the destination depot was not entered.

Where the SOAP request does not respect the xsd defined in the wsdl, the Framework axis returns an error in the response:

Case 1: Invalid date

```
<soap:Envelope xmlns:soap="http://schemas.xmlsoap.org/soap/envelope/">
  <soap:Body>
    <soap:Fault>
      <faultcode>soap:Client</faultcode>
      <faultstring>Unmarshalling Error: 2x015-03/23</faultstring>
    </soap:Fault>
  </soap:Body>
</soap:Envelope>
```

Case 2: Invalid boolean

```
<soap:Envelope xmlns:soap="http://schemas.xmlsoap.org/soap/envelope/">
  <soap:Body>
    <soap:Fault>
      <faultcode>soap:Client</faultcode>
      <faultstring>Unmarshalling Error: cvc-datatype-valid.1.2.1: 'eeee' is not a valid value
for 'boolean'.</faultstring>
    </soap:Fault>
  </soap:Body>
</soap:Envelope>
```

Case 3: Mandatory information not supplied:

```
<soap:Envelope xmlns:soap="http://schemas.xmlsoap.org/soap/envelope/">
```

```
<soap:Body>  
  <soap:Fault>  
    <faultcode>soap:Client</faultcode>  
    <faultstring>Unmarshalling Error: cvc-complex-type.2.4.a: Invalid content was found  
starting with element 'city'. One of '{zipCode}' is expected.</faultstring>  
  </soap:Fault>  
</soap:Body>  
</soap:Envelope>
```

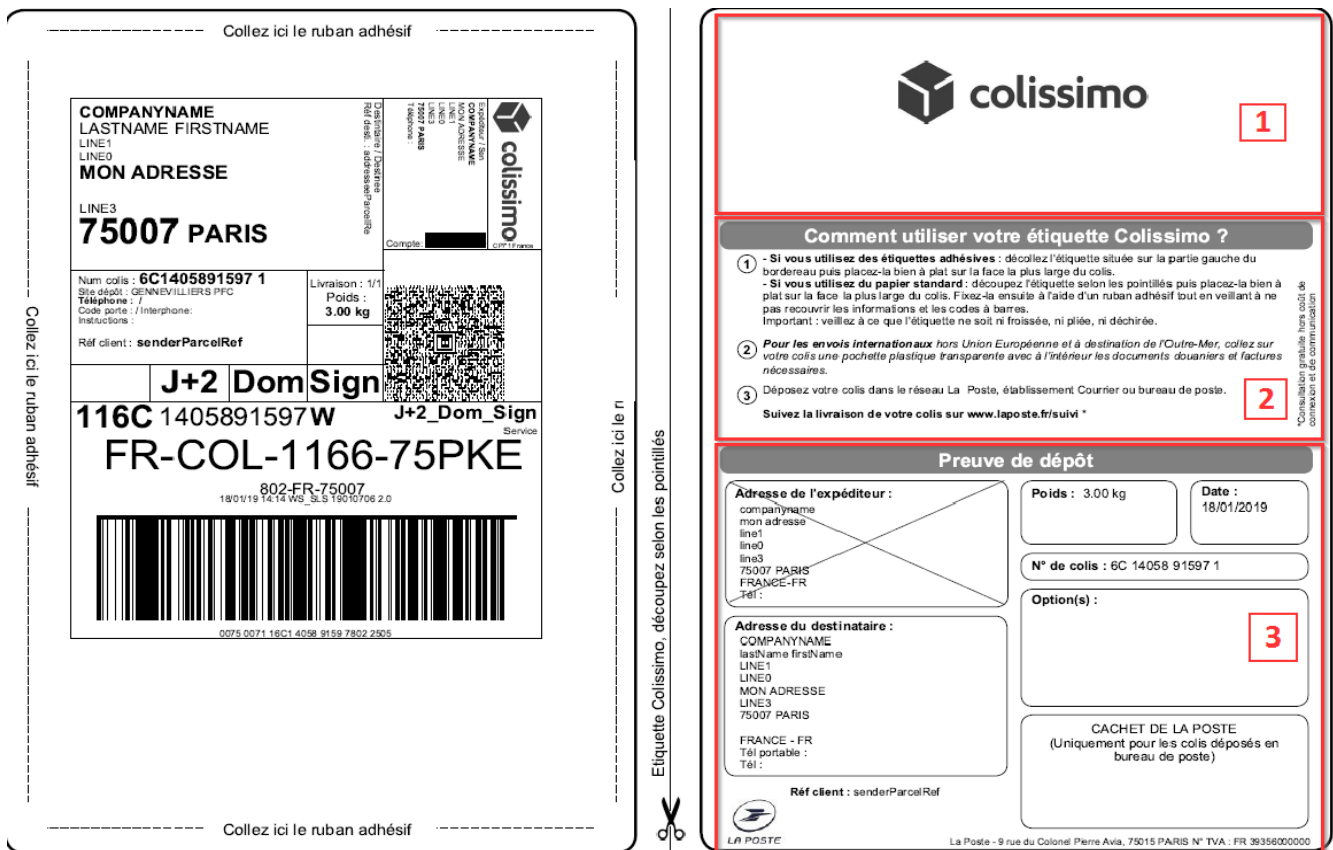
V. Printed materials

V. 1. Display of data on the labels

The data sent to the Web Service are not all displayed on the label generated. They can also be truncated depending on the space available. However, truncated data is still sent in full within the information system used by La Poste Colissimo. The characteristics related to the cutting of the data varies depending on the printing formats (thermal or office) or according to our products.

V. 2. Right side of the label (A4 format only)

The right part of the freight list is used as the communication space between the e-retailer and its customer. It is composed of 3 parts:



Left side of the label:

Collez ici le ruban adhésif

COMPANYNAME
LASTNAME FIRSTNAME
LINE1
LINE0
MON ADRESSE
LINE3
75007 PARIS

Num colis : **6C1405891597 1**
Site de départ : GENEVILLIERS PFC
Code article : / Interphone:
Instructions :
Réf client : senderParcelRef

Livraison : 1/1
Poids : **3.00 kg**

J+2 Dom Sign


116C 1405891597 W J+2_Dom_Sign
FR-COL-1166-75PKE

802-FR-75007
18/01/19 14:14 WS_SLS 19070706 2.0

0075 0071 116C1 4058 9159 7802 2505

Collez ici le ruban adhésif

Right side of the label:

1 

Comment utiliser votre étiquette Colissimo ?

① - Si vous utilisez des étiquettes adhésives : décollez l'étiquette située sur la partie gauche du bordereau puis placez-la bien à plat sur la face la plus large du colis.
- Si vous utilisez du papier standard : découpez l'étiquette selon les pointillés puis placez-la bien à plat sur la face la plus large du colis. Fixez-la ensuite à l'aide d'un ruban adhésif tout en veillant à ne pas recouvrir les informations et les codes à barres. Important : veillez à ce que l'étiquette ne soit ni froissée, ni pliée, ni déchirée.

② Pour les envois internationaux hors Union Européenne et à destination de l'Outre-Mer, collez sur votre colis une pochette plastique transparente avec à l'intérieur les documents douaniers et factures nécessaires.

③ Déposez votre colis dans le réseau La Poste, établissement Courrier ou bureau de poste. Suivez la livraison de votre colis sur www.laposte.fr/suivi

2

Preuve de dépôt

Adresse de l'expéditeur :
companyname
mon adresse
line1
line0
line3
75007 PARIS
FRANCE-FR
Tél :

Poids : 3.00 kg
Date : 18/01/2019

N° de colis : 6C 14058 91597 1

Option(s) :

3

Adresse du destinataire :
COMPANYNAME
lastName firstName
LINE1
LINE0
MON ADRESSE
LINE3
75007 PARIS
FRANCE - FR
Tél portable :
Tél :

Réf client : senderParcelRef

CACHET DE LA POSTE
(Uniquement pour les colis déposés en bureau de poste)

LA POSTE
La Poste - 9 rue du Colonel Pierre Avia, 75015 PARIS N° TVA : FR 3935800000

Etiquette Colissimo, découpez selon les pointillés

Elements of the label may change.

Description of the areas:

1. Space for the "Colissimo" logo: for Colissimo solutions with certificate of posting and Retour Colissimo,
2. Instructions for use of the label: for the Retour Colissimo solution, the contents of this block varies depending on the delivery options (see below),
3. Certificate of posting (available according to the contract): summary to be stamped by La Poste on depositing the parcel.

For the Retour Colissimo France solution the block #2 varies depending on the delivery options described in the 2 sections below.

V. 2. 1. Model for drop-off in a post office or in a store

This slip is issued by La Poste if the address of the sender does not allow access to the shipment service from their personal mailbox.

Comment utiliser votre étiquette RETOUR Colissimo ?

- ① Après avoir découpé l'étiquette selon les pointillés, placez-la bien à plat sur votre colis.
- ② Fixez-la ensuite à l'aide d'un ruban adhésif tout en veillant à ne pas recouvrir les informations et les codes barres.
- ③ Déposez votre colis dans un bureau de Poste ou chez un commerçant du réseau La Poste (max 20kg). Choisissez le point de dépôt le plus proche de chez vous sur www.colissimo.fr/retour.

Suivez la livraison de votre colis sur www.colissimo.fr

*Consultation gratuite hors coût de connexion et de communication

V. 2. 2. Model for drop-off in a post office or in a store or in a mailbox (pick-up date not chosen)

This slip is issued by La Poste if the address of the sender allows access to the shipment service from their personal mailbox.

Comment utiliser votre étiquette RETOUR Colissimo ?

L'étiquette Retour Colissimo vous permet de retourner votre colis sans régler l'affranchissement.

- ① Découpez l'étiquette selon les pointillés et placez-la bien à plat sur le colis. Fixez-la à l'aide d'un ruban adhésif en veillant à ne pas recouvrir les informations et les codes à barres.
- ② Choisissez de déposer votre colis :


 - Dans votre boîte aux lettres avant 08h00 du matin. Faire une demande sur www.colissimo.fr/retourbal*
 - En bureau de Poste (max 30kg)
 - Chez un commerçant du réseau La Poste (max 20kg). Liste des points de dépôt sur
- ③ **Suivez la livraison de votre colis sur www.colissimo.fr**

*Consultation gratuite hors coût de connexion et de communication


V. 2. 3. Model for a drop-off with request for pick-up from a mailbox (chosen date)

This slip is issued by La Poste if the address of the sender allows them access to the personal mailbox shipment service and if the e-retailer has included the request for pick-up from a mailbox on its e-commerce website.

The parcel pick-up date from the mailbox is then indicated on the right side of the slip.

Comment utiliser votre étiquette RETOUR Colissimo ?

L'étiquette Retour Colissimo vous permet de retourner votre colis sans régler l'affranchissement.

- 1 Découpez l'étiquette selon les pointillés et placez-la bien à plat sur le colis. Fixez-la à l'aide d'un ruban adhésif en veillant à ne pas recouvrir les informations et les codes à barres.
- 2 Vous avez choisi d'expédier votre colis depuis votre boîte aux lettres :

 - Votre colis doit se trouver dans votre boîte aux lettres : le 20/03/2015 avant 09h00 pour que le facteur colis le récupère dans la journée.
 - Il déposera alors un avis de prise en charge dans votre boîte aux lettres.
- 3 Suivez la livraison de votre colis sur www.colissimo.fr*

*Consultation gratuite hors coût de connexion et de communication

V. 3. The new Geolabel label format

Geolabel will eventually be the new common standard for labelling, routing and exchanging data as used by Le Groupe La Poste in order to ensure optimum interoperability regarding the handling of parcels. The introduction of this new, single label will provide a means of fostering synergies between different Group entities, and thereby cater to customers' needs more effectively. By virtue of the great volume of information it contains, the Geolabel label not only makes visual sorting easier but it is also a powerful tool.

Without any update to carry out, your labelling web service solution will automatically and gradually generate Geolabel labels in 10x12 format.



Addressee box

ENTREPRISES DUPONT
M. DUPONT JEAN

8 RUE DE LA FANTASIE
44300 NANTES

Parcel

9V1234567890 5

Site dépôt : Gennepierre PFC

Téléphone : 06 29 84 01 07 / 01 47 65 66 79

Code porte : 3190 / 3180 Interphone : C15

Instructions : Deposer le colis a mon voisin : M. Gerard

Livraison : 1/1

Poids
3.00 kg

J + 2 DOM

Sender box

Compte **964744**

Customer account number

Transportation area

119V 1234567890 A J+2-DOM

Track **FR-COL-1164-ABCDE**

C12 136-FR-44300 **513**

04/11/15 10.00 1.0 - WEB SERVICE POLE COLIS

0044 3001 19V1 2345 6789 0136 2509

En cas de retour, veuillez coller l'étiquette rouge à cet emplacement

Non-contractual image

VI. Appendix 1: Examples of SOAP envelopes

VI. 1. The method getProductInter

- XML input request using the getProductInter method

```
<sls:getProductInter>
  <getProductInterRequest>
    <contractNumber>MY_LOGIN</contractNumber>
    <password>MY_PASSWORD</password>
    <productCode>COLI</productCode>
    <countryCode>DZ</countryCode>
    <zipCode>2000</zipCode>
  </getProductInterRequest>
</sls:getProductInter>
```

- XML output response from the getProductInter method

```
<ns2:getProductInterResponse xmlns:ns2="http://sls.ws.coliposte.fr">
  <return>
    <messages>
      <id>0</id>
      <messageContent>La requête a été traitée avec succès</messageContent>
      <type>INFOS</type>
    </messages>
    <product>CF</product>
    <partnerType>1</partnerType>
    <returnTypeChoice>2</returnTypeChoice>
    <returnTypeChoice>3</returnTypeChoice>
  </return>
</ns2:getProductInterResponse>
```

VI. 2. The method generateLabel

VI. 2. 1. Generating a domestic label

VI. 2. 1. 1. Domestic label for home without signature

- **Extract of XML request as an input with ZPL output (soapUI view) for a parcel sent to the addressee's address without signature**

```
.....  
<sls:generateLabel>  
  <generateLabelRequest>  
    <contractNumber>MY_LOGIN</contractNumber>  
    <password>MY_PASSWORD</password>  
    <outputFormat>  
      <x>0</x>  
      <y>0</y>  
      <outputPrintingType>ZPL_10x15_203dpi</outputPrintingType>  
    </outputFormat>  
    <letter>  
      <service>  
        <productCode>DOM</productCode>  
        <depositDate>2018-06-25</depositDate>  
        <orderNumber>orderNumber</orderNumber>  
        <commercialName>commercialName</commercialName>  
      </service>  
      <parcel>  
        <weight>3</weight>  
      </parcel>  
      <sender>  
        <senderParcelRef>senderParcelRef</senderParcelRef>  
        <address>  
          <companyName>companyName</companyName>  
          <line2>mon adresse</line2>  
          <countryCode>FR</countryCode>  
          <city>Paris</city>  
          <zipCode>75007</zipCode>  
        </address>  
      </sender>  
      <addressee>  
        <addresseeParcelRef>addresseeParcelRef</addresseeParcelRef>  
        <address>  
          <lastName>lastName</lastName>  
          <firstName>firstName</firstName>  
          <line2>mon adresse</line2>  
          <countryCode>FR</countryCode>  
          <city>Paris</city>  
          <zipCode>75017</zipCode>  
        </address>  
      </addressee>  
    </letter>  
  </generateLabelRequest>  
</sls:generateLabel>
```

- **Extract of XML response as an input with the XOP link (soapUI view)**

```

.....
<ns2:generateLabelResponse xmlns:ns2="http://sls.ws.coliposte.fr">
  <return>
    <messages>
      <id>0</id>
      <messageContent>La requête a été traitée avec succès</messageContent>
      <type>INFOS</type>
    </messages>
    <labelV2Response>
      <label>
        <xop:Include href="cid:462e9147-39be-400b-a47f-78ea080039fe-12374@cxf.apache.org" xmlns:xop="http://www.w3.org/2004/08/xop/include"/>
      </label>
      <parcelNumber>6A13727319218</parcelNumber>
      <parcelNumberPartner>0075017116C1372731921802250T</parcelNumberPartner>
    </labelV2Response>
  </return>
</ns2:generateLabelResponse>
.....

```

VI. 2. 1. 2. Domestic label at shopkeeper pickup location

- **Extract of XML request as an input with ZPL output (soapUI view)**

```

.....
<sls:generateLabel>
  <generateLabelRequest>
    <contractNumber>MY_LOGIN</contractNumber>
    <password>MY_PASSWORD</password>
    <outputFormat>
      <x>0</x>
      <y>0</y>
      <outputPrintingType>ZPL_10x15_203dpi</outputPrintingType>
    </outputFormat>
    <letter>
      <service>
        <productCode>A2P</productCode>
        <depositDate>2018-06-25</depositDate>
        <orderNumber>orderNumber</orderNumber>
        <commercialName>commercialName</commercialName>
      </service>
      <parcel>
        <weight>3</weight>
        <pickupLocationId>001055</pickupLocationId>
      </parcel>
      <sender>
        <senderParcelRef>senderParcelRef</senderParcelRef>
        <address>
          <companyName>companyName</companyName>

```

```

        <line2>mon adresse</line2>
        <countryCode>FR</countryCode>
        <city>Paris</city>
        <zipCode>75007</zipCode>
    </address>
</sender>
<addressee>
    <addresseeParcelRef>addresseeParcelRef</addresseeParcelRef>
    <address>
        <lastName>lastName</lastName>
        <firstName>firstName</firstName>
        <line2>mon adresse</line2>
        <countryCode>FR</countryCode>
        <city>Paris</city>
        <zipCode>75017</zipCode>
        <mobileNumber>0600000007</mobileNumber>
        <email>email@test.fr</email>
    </address>
</addressee>
</letter>
</generateLabelRequest>
</sls:generateLabel>
.....

```

- **Extract of XML response as an input with the XOP link (soapUI view)**

```

.....
    <ns2:generateLabelResponse xmlns:ns2="http://sls.ws.coliposte.fr">
<return>
    <messages>
        <id>0</id>
        <messageContent>La requête a été traitée avec succès</messageContent>
        <type>INFOS</type>
    </messages>
    <labelV2Response>
        <label>
            <xop:Include href="cid:817757e8-bf5d-4ad3-871c-cdd1d8ba2c6b-726023@cx.f.apache.org" xmlns:xop="http://www.w3.org/2004/08/xop/include"/>
        </label>
        <parcelNumber>6M12728295194</parcelNumber>
    </labelV2Response>
</return>
</ns2:generateLabelResponse>
.....

```

VI. 2. 1. 3. National label in Colissimo Flash - without signature 6G

```

<sls:generateLabel>
    <generateLabelRequest>
        <contractNumber>MY_LOGIN</contractNumber>
        <password>MY_PASSWORD</password>
        <outputFormat>

```

```

        <outputPrintingType>ZPL_10x15_203dpi</outputPrintingType>
    </outputFormat>
    <letter>
        <service>
            <productCode>COLR</productCode>
            <depositDate>2018-04-09</depositDate>
            <totalAmount>1</totalAmount>
        </service>
        <parcel>
            <weight>0.4</weight>
        </parcel>

        <sender>
            <address>
                <companyName>companyName</companyName>
                <lastName>lastName</lastName>
                <firstName>firstName</firstName>
                <line2>line2</line2>
                <countryCode>FR</countryCode>
                <city>city</city>
                <zipCode>50110</zipCode>
                <language>FR</language>
            </address>
        </sender>
        <addressee>
            <address>
                <lastName>lastName</lastName>
                <firstName>firstName</firstName>
                <line2>16 rue du Martray</line2>
                <countryCode>FR</countryCode>
                <city>city</city>
                <zipCode>77220</zipCode>
                <language>FR</language>
            </address>
        </addressee>
    </letter>
</generateLabelRequest>
</sls:generateLabel>
</soapenv:Body>
</soapenv:Envelope>

```

▪ **Extract of XML response as an input with the XOP link (soapUI view)**

```

<ns2:generateLabelResponse xmlns:ns2="http://sls.ws.coliposte.fr">
    <return>
        <messages>
            <id>0</id>
            <messageContent>La requête a été traitée avec succès</messageContent>
            <type>INFOS</type>
        </messages>
        <labelResponse>
            <label>
                <xop:Include href="cid:7c4ee4c5-a48b-4015-9e60-dbeadf1ca1da-55406@cxf.apache.org" xmlns:xop="http://www.w3.org/2004/08/xop/include"/>
            </label>
            <parcelNumber>6G56659126882</parcelNumber>
            <parcelNumberPartner>0077220116G5665912688803250H</parcelNumberPartner>
        </labelResponse>
    </return>
</ns2:generateLabelResponse>

```

```

        <pdfUrl>https://ws.colissimo.fr/sls-
ws/GetLabel?parcelNumber=6G56659126882&includeCustomsDeclarations=false&x=0&am
p;y=0&signature=ea87de8b83d9b707f38636e7b1834ba555aef2532b6b90776accd2c31f8c6e19</
pdfUrl>
    </labelResponse>
</return>
</ns2:generateLabelResponse>

```

VI. 2. 1. 4. National label in Colissimo Next-Day- with signature - 6V

```

<sls:generateLabel>
  <generateLabelRequest>
    <contractNumber>MY_LOGIN</contractNumber>
    <password>MY_PASSWORD</password>
    <outputFormat>
      <outputPrintingType>ZPL_10x15_203dpi</outputPrintingType>
    </outputFormat>
    <letter>
      <service>
        <productCode>J+1</productCode>
        <depositDate>2018-04-09</depositDate>
        <totalAmount>1</totalAmount>
      </service>
      <parcel>
        <weight>0.4</weight>
      </parcel>
      <sender>
        <address>
          <companyName>companyName</companyName>
          <lastName>lastName</lastName>
          <firstName>firstName</firstName>
          <line2>line2</line2>
          <countryCode>FR</countryCode>
          <city>city</city>
          <zipCode>50110</zipCode>
          <language>FR</language>
        </address>
      </sender>
      <addressee>
        <address>
          <lastName>lastName</lastName>
          <firstName>firstName</firstName>
          <line2>16 rue du Martray</line2>
          <countryCode>FR</countryCode>
          <city>city</city>
          <zipCode>77220</zipCode>
          <language>FR</language>
        </address>
      </addressee>
    </letter>
  </generateLabelRequest>
</sls:generateLabel>

```

- **Extract of XML response as an input with the XOP link (soapUI view)**

```

<ns2:generateLabelResponse xmlns:ns2="http://sls.ws.coliposte.fr">
  <return>
    <messages>
      <id>0</id>
      <messageContent>La requête a été traitée avec succès</messageContent>
      <type>INFOS</type>
    </messages>
    <labelResponse>
      <label>
        <xop:Include href="cid:8b26eac5-a286-4fdd-b124-7051ae5e4488-75220@cxf.apache.org" xmlns:xop="http://www.w3.org/2004/08/xop/include"/>
      </label>
      <parcelNumber>6V00000005197</parcelNumber>
      <parcelNumberPartner>0077220116V00000005198152508</parcelNumberPartner>
      <pdfUrl>https://ws.colissimo.fr/sls-ws/GetLabel?parcelNumber=6V00000005197&includeCustomsDeclarations=false&x=0&y=0&signature=8ff8d2b1e5ef3c76a1e1547df8182211ddeb98486377d7878d06e87903c63cf</pdfUrl>
    </labelResponse>
  </return>
</ns2:generateLabelResponse>

```

VI. 2. 2. Generating a label for international delivery

VI. 2. 2. 1. Colissimo Expert International label with mandatory declaration of articles

- **Extract of XML request as an input with ZPL output (soapUI view) intended for Japan**

```

.....
<sls:generateLabel>
  <generateLabelRequest>
    <contractNumber>MY_LOGIN</contractNumber>
    <password>MY_PASSWORD</password>
    <outputFormat>
      <x>0</x>
      <y>0</y>
      <outputPrintingType>ZPL_10x15_203dpi</outputPrintingType>
    </outputFormat>
    <letter>
      <service>
        <productCode>COLI</productCode>
        <depositDate>2018-09-28</depositDate>
        <transportationAmount>1040</transportationAmount>
        <totalAmount>3245</totalAmount>
        <orderNumber>orderNumber</orderNumber>
        <commercialName>commercialName</commercialName>
        <returnTypeChoice>2</returnTypeChoice>
      </service>
    </letter>
  </generateLabelRequest>
</sls:generateLabel>

```



```

</service>
<parcel>
  <weight>3</weight>
</parcel>
<customsDeclarations>
  <includeCustomsDeclarations>1</includeCustomsDeclarations>
  <contents>
    <article>
      <description>description1</description>
      <quantity>1</quantity>
      <weight>1</weight>
      <value>30</value>
    </article>
    <category>
      <value>5</value>
    </category>
  </contents>
</customsDeclarations>
<sender>
  <senderParcelRef>senderParcelRef</senderParcelRef>
  <address>
    <companyName>companyName</companyName>
    <line0>line0</line0>
    <line1>line1</line1>
    <line2>mon adresse</line2>
    <line3>line3</line3>
    <countryCode>FR</countryCode>
    <city>Paris</city>
    <zipCode>75007</zipCode>
  </address>
</sender>
<addressee>
  <addresseeParcelRef>addresseeParcelRef</addresseeParcelRef>
  <address>
    <lastName>lastName</lastName>
    <firstName>firstName</firstName>
    <line0>line0</line0>
    <line1>line1</line1>
    <line2>mon adresse</line2>
    <line3>line3</line3>
    <countryCode>CN</countryCode>
    <city>PEKIN</city>
    <zipCode>100006</zipCode>
  </address>
</addressee>
</letter>
</generateLabelRequest>
</sls:generateLabel>
.....

```

- **Extract of XML response as an input with the XOP link (soapUI view)**

```

.....
<ns2:generateLabelResponse xmlns:ns2="http://sls.ws.coliposte.fr">
  <return>
    <messages>
      <id>0</id>
      <messageContent>La requête a été traitée avec succès</messageContent>
    </messages>
  </return>
</ns2:generateLabelResponse>

```

```

    <type>INFOS</type>
  </messages>
  <labelV2Response>
    <label>
      <xop:Include href="cid:8887c577-79f0-46c9-b732-7c22f29d7eff-88397@cxf.apache.org" xmlns:xop="http://www.w3.org/2004/08/xop/include"/>
    </label>
    <cn23>
      <xop:Include href="cid:8887c577-79f0-46c9-b732-7c22f29d7eff-88398@cxf.apache.org" xmlns:xop="http://www.w3.org/2004/08/xop/include"/>
    </cn23>
    <parcelNumber>EY947700742FR</parcelNumber>
    <parcelNumberPartner>010000611515194770074101156K</parcelNumberPartner>
    <fields>
      <field>
        <key>NETWORK_NAME</key>
        <value>KPG</value>
      </field>
      <field>
        <key>PARTNER_NAME</key>
        <value>China Post</value>
      </field>
      <field>
        <key>PARTNER_CAB</key>
        <value>EY947700742FR</value>
      </field>
    </fields>
  </labelV2Response>
</return>
</ns2:generateLabelResponse>
.....

```

VI. 2. 2. 2. Colissimo Expert International label with mandatory declaration of articles and commercial shipping

- **Extract of XML request as an input with ZPL output (soapUI view) intended for Geneva**

```

.....
<sls:generateLabel>
  <generateLabelRequest>
    <contractNumber>MY_LOGIN</contractNumber>
    <password>MY_PASSWORD</password>
    <outputFormat>
      <x>0</x>
      <y>0</y>
      <outputPrintingType>ZPL_10x15_203dpi</outputPrintingType>
    </outputFormat>
    <letter>
      <service>
        <productCode>COLI</productCode>
        <depositDate>2018-09-28</depositDate>
        <transportationAmount>1040</transportationAmount>
        <totalAmount>3245</totalAmount>
      </service>
    </letter>
  </generateLabelRequest>
</sls:generateLabel>

```

```

        <orderNumber>orderNumber</orderNumber>
        <commercialName>commercialName</commercialName>
        <returnTypeChoice>2</returnTypeChoice>
    </service>
    <parcel>
        <weight>3</weight>
    </parcel>
    <sender>
        <senderParcelRef>senderParcelRef</senderParcelRef>
        <address>
            <companyName>companyName</companyName>
            <line0>line0</line0>
            <line1>line1</line1>
            <line2>mon adresse</line2>
            <line3>line3</line3>
            <countryCode>FR</countryCode>
            <city>Paris</city>
            <zipCode>75007</zipCode>
        </address>
    </sender>
    <addressee>
        <addresseeParcelRef>addresseeParcelRef</addresseeParcelRef>
        <address>
            <lastName>lastName</lastName>
            <firstName>firstName</firstName>
            <line0>line0</line0>
            <line1>line1</line1>
            <line2>mon adresse</line2>
            <line3>line3</line3>
            <countryCode>IT</countryCode>
            <city>Rome</city>
            <zipCode>00121</zipCode>
        </address>
    </addressee>
</letter>
</generateLabelRequest>
</sls:generateLabel>
.....

```

▪ **Extract of XML response as an input with the XOP link (soapUI view)**

```

.....
<ns2:generateLabelResponse xmlns:ns2="http://sls.ws.coliposte.fr">
    <return>
        <messages>
            <id>0</id>
            <messageContent>La requête a été traitée avec
succès</messageContent>
            <type>INFOS</type>
        </messages>
        <labelV2Response>
            <label>
                <xop:Include href="cid:856a95eb-3915-400d-babd-60063618305f-
99609@cxf.apache.org" xmlns:xop="http://www.w3.org/2004/08/xop/include"/>
            </label>
            <parcelNumber>CF032651232FR</parcelNumber>
        </labelV2Response>
    </return>
</ns2:generateLabelResponse>

```

```
<parcelNumberPartner>0000121115580032651231013801</parcelNumberPartner>
  <fields>
    <field>
      <key>NETWORK_NAME</key>
      <value>EPG</value>
    </field>
    <field>
      <key>PARTNER_NAME</key>
      <value>Poste Italiane</value>
    </field>
    <field>
      <key>PARTNER_CAB</key>
      <value>CF032651232FR</value>
    </field>
  </fields>
</labelV2Response>
</return>
</ns2:generateLabelResponse>
```

.....

VI. 2. 3. Colissimo Expert International label with no mandatory declaration of articles

- Extract of XML request as an input with ZPL output (soapUI view) intended for Italy

```
<sls:generateLabel>
  <generateLabelRequest>
    <contractNumber>MY_LOGIN</contractNumber>
    <password>MY_PASSWORD</password>
    <outputFormat>
      <x>0</x>
      <y>0</y>
      <outputPrintingType>ZPL_10x15_203dpi</outputPrintingType>
    </outputFormat>
    <letter>
      <service>
        <productCode>COLI</productCode>
        <depositDate>2018-09-28</depositDate>
        <orderNumber>orderNumber</orderNumber>
        <commercialName>commercialName</commercialName>
        <returnTypeChoice>2</returnTypeChoice>
      </service>
      <parcel>
        <weight>3</weight>
      </parcel>
      <sender>
        <senderParcelRef>senderParcelRef</senderParcelRef>
        <address>
          <companyName>companyName</companyName>
          <line0>line0</line0>
          <line1>line1</line1>
          <line2>mon adresse</line2>
          <line3>line3</line3>
          <countryCode>FR</countryCode>
          <city>Paris</city>
          <zipCode>75007</zipCode>
        </address>
      </sender>
      <addressee>
        <addresseeParcelRef>addresseeParcelRef</addresseeParcelRef>
        <address>
          <lastName>lastName</lastName>
          <firstName>firstName</firstName>
          <line0>line0</line0>
          <line1>line1</line1>
          <line2>mon adresse</line2>
          <line3>line3</line3>
          <countryCode>IT</countryCode>
          <city>Rome</city>
          <zipCode>00121</zipCode>
        </address>
      </addressee>
    </letter>
  </generateLabelRequest>
```

```
</sls:generateLabel>
```

- **Extract of XML response as an input with the XOP link (soapUI view)**

```
.....
<ns2:generateLabelResponse xmlns:ns2="http://sls.ws.coliposte.fr">
  <return>
    <messages>
      <id>0</id>
      <messageContent>La requête a été traitée avec
succès</messageContent>
      <type>INFOS</type>
    </messages>
    <labelV2Response>
      <label>
        <xop:Include href="cid:80f6d66c-ba09-487f-aa25-897b7b62c365-
100185@cxf.apache.org" xmlns:xop="http://www.w3.org/2004/08/xop/include"/>
      </label>
      <parcelNumber>CF032651246FR</parcelNumber>

      <parcelNumberPartner>000012111558003265124101380H</parcelNumberPartner>
      <fields>
        <field>
          <key>NETWORK_NAME</key>
          <value>EPG</value>
        </field>
        <field>
          <key>PARTNER_NAME</key>
          <value>Poste Italiane</value>
        </field>
        <field>
          <key>PARTNER_CAB</key>
          <value>CF032651246FR</value>
        </field>
      </fields>
    </labelV2Response>
  </return>
</ns2:generateLabelResponse>
.....
```

VI. 2. 2. 4. Colissimo Expert International label with declaration of ddp

- **Extract of XML request as an input with ZPL output (soapUI view) intended with ddp offer**

```

<sls:generateLabel>
  <generateLabelRequest>
    <contractNumber>MY_LOGIN</contractNumber>
    <password>MY_PASSWORD</password>
    <outputFormat>
      <x>0</x>
      <y>0</y>
      <outputPrintingType>PDF_A4_300dpi</outputPrintingType>
      <dematerialized>>false</dematerialized>
      <returnType/>
      <printCODDocument>1</printCODDocument>
    </outputFormat>
    <letter>
      <service>
        <productCode>COLI</productCode>
        <depositDate>2020-07-01</depositDate>
        <mailBoxPicking>>false</mailBoxPicking>
        <transportationAmount>2942</transportationAmount>
        <totalAmount>2942</totalAmount>
        <orderNumber>123456</orderNumber>
        <commercialName>commercialName</commercialName>
        <returnTypeChoice>2</returnTypeChoice>
      </service>
      <parcel>
        <parcelNumber></parcelNumber>
        <insuranceAmount>0</insuranceAmount>
        <insuranceValue>0</insuranceValue>
        <weight>1.1</weight>
        <nonMachinable>>false</nonMachinable>
        <returnReceipt>>false</returnReceipt>
        <instructions>HANDLE WITH CARE</instructions>
        <ddp>1</ddp>
      </parcel>
      <customsDeclarations>
        <includeCustomsDeclarations>1</includeCustomsDeclarations>
        <contents>
          <article>
            <description>Lafuma backpack for men for hiking or skiing
            Volume : 40 L - Dimensions : Height 65 x Width 32 x Depth 26 cm Main fabrics : N/210D
            HONEYCOMB // C0 DWR // 100% POLYAMIDE</description>
            <quantity>1</quantity>
            <weight>1</weight>
            <value>100</value>
            <hsCode>420292</hsCode>
            <originCountry>FR</originCountry>
            <currency>EUR</currency>
            <vatAmount>0</vatAmount>
            <customsFees>0</customsFees>
          </article>
          <category>
            <value>2</value>
          </category>
        </contents>
      </customsDeclarations>
    </letter>
  </generateLabelRequest>
</sls:generateLabel>

```

```

        </category>
        <explanations></explanations>
    </contents>
    <importersReference></importersReference>
    <importersContact></importersContact>
    <officeOrigin></officeOrigin>
    <comments></comments>
    <description>Lafuma backpack for men for hiking or skiing Volume :
40 L - Dimensions : Height 65 x Width 32 x Depth 26 cm Main fabrics : N/210D HONEYCOMB
// C0 DWR // 100% POLYAMIDE</description>
    <invoiceNumber></invoiceNumber>
    <licenceNumber/>
    <certificatNumber/>
</customsDeclarations>
    <sender>
        <senderParcelRef>senderParcelRef</senderParcelRef>
        <address>
            <companyName>companyName</companyName>
            <lastName>lastName</lastName>
            <firstName>firstName</firstName>
            <line0></line0>
            <line1></line1>
            <line2>9 RUE DU COLONEL PIERRE AVIA</line2>
            <line3></line3>
            <countryCode>FR</countryCode>
            <city>PARIS</city>
            <zipCode>75015</zipCode>
            <phoneNumber></phoneNumber>
            <mobileNumber>+33676866368</mobileNumber>
            <email>idir.amellal@laposte.fr</email>
            <language>FR</language>
        </address>
    </sender>
    <addressee>
        <addresseeParcelRef>addresseeParcelRef</addresseeParcelRef>
        <codeBarForReference>false</codeBarForReference>
        <serviceInfo>serviceInfo</serviceInfo>
        <promotionCode>4444</promotionCode>
        <address>
            <companyName></companyName>
            <lastName>lastName</lastName>
            <firstName>firstName</firstName>
            <line0></line0>
            <line1></line1>
            <line2>408 Hillview Drive</line2>
            <line3></line3>
            <countryCode>US</countryCode>
            <city>BOISE</city>
            <zipCode>83712</zipCode>
            <phoneNumber>+12089145766</phoneNumber>
            <mobileNumber></mobileNumber>
            <doorCode1></doorCode1>
            <doorCode2></doorCode2>
            <email>test@email.com</email>
            <language>FR</language>
            <stateOrProvinceCode>ID</stateOrProvinceCode>
        </address>
    </addressee>

```



```

</letter>
<fields>
  <field>
    <key>LENGTH</key>
    <value>33</value>
  </field>
  <field>
    <key>WIDTH</key>
    <value>21</value>
  </field>
  <field>
    <key>HEIGHT</key>
    <value>8</value>
  </field>
</fields>
</generateLabelRequest>
</sls:generateLabel>

```

- **Extract of XML response as an input with the XOP link (soapUI view)**

```

<ns2:generateLabelResponse xmlns:ns2="http://sls.ws.coliposte.fr">
  <return>
    <messages>
      <id>0</id>
      <messageContent>La requête a été traitée avec succès</messageContent>
      <type>INFOS</type>
    </messages>
    <labelV2Response>
      <label>
        <xop:Include href="cid:72d9beca-2250-4a88-83d6-3999dce22e7a-39125@cdf.apache.org" xmlns:xop="http://www.w3.org/2004/08/xop/include"/>
      </label>
      <cn23>
        <xop:Include href="cid:72d9beca-2250-4a88-83d6-3999dce22e7a-39126@cdf.apache.org" xmlns:xop="http://www.w3.org/2004/08/xop/include"/>
      </cn23>
      <parcelNumber>EY607763817FR</parcelNumber>
      <parcelNumberPartner>008371211665160776381886840H</parcelNumberPartner>
      <fields>
        <field>
          <key>NETWORK_NAME</key>
          <value>FDX</value>
        </field>
        <field>
          <key>PARTNER_NAME</key>
          <value>Fedex</value>
        </field>
        <field>
          <key>PARTNER_CAB</key>
          <value>394314062163</value>
        </field>
        <field>
          <key>CN23_THERMIQUE</key>
          <value>N</value>
        </field>

```

```
</fields>  
</labelV2Response>  
</return>  
</ns2:generateLabelResponse>
```

VI. 2. 2. 5. Colissimo Expert International label for the Armed Forces

- Extract of XML request as an input with ZPL output (soapUI view) intended for the armed forces (excluding navy)

```
.....
<sls:generateLabel>
  <generateLabelRequest>
    <contractNumber>MY_LOGIN</contractNumber>
    <password>MY_PASSWORD</password>
    <outputFormat>
      <x>0</x>
      <y>0</y>
      <outputPrintingType>ZPL_10x15_203dpi</outputPrintingType>
    </outputFormat>
    <letter>
      <service>
        <productCode>COLI</productCode>
        <depositDate>2018-09-28</depositDate>
        <totalAmount>3245</totalAmount>
        <orderNumber>orderNumber</orderNumber>
        <commercialName>commercialName</commercialName>
      </service>
      <parcel>
        <weight>30</weight>
      </parcel>
      <customsDeclarations>
        <includeCustomsDeclarations>0</includeCustomsDeclarations>
        <contents>
          <article>
            <description>description1</description>
            <quantity>1</quantity>
            <weight>30</weight>
            <value>30</value>
          </article>
          <category>
            <value>1</value>
          </category>
        </contents>
      </customsDeclarations>
      <sender>
        <senderParcelRef>senderParcelRef</senderParcelRef>
        <address>
          <companyName>companyName</companyName>
          <line0>line0</line0>
          <line1>line1</line1>
          <line2>mon adresse</line2>
          <line3>line3</line3>
          <countryCode>FR</countryCode>
          <city>Paris</city>
          <zipCode>75007</zipCode>
        </address>
      </sender>
      <addressee>
        <addresseeParcelRef>addresseeParcelRef</addresseeParcelRef>
        <address>
```

```

                <lastName>lastName</lastName>
                <firstName>firstName</firstName>
                <line0>line0</line0>
                <line1>line1</line1>
                <line2>mon adresse</line2>
                <line3>line3</line3>
                <countryCode>S1</countryCode>
                <city>Hub Armee</city>
                <zipCode>00200</zipCode>
            </address>
        </addressee>
    </letter>
</generateLabelRequest>
</sls:generateLabel>
.....

```

- **Extract of XML response as an input with the XOP link (soapUI view)**

```

.....
<ns2:generateLabelResponse xmlns:ns2="http://sls.ws.coliposte.fr">
    <return>
        <messages>
            <id>0</id>
            <messageContent>La requête a été traitée avec
succès</messageContent>
            <type>INFOS</type>
        </messages>
        <labelV2Response>
            <label>
                <xop:Include href="cid:9919cfe3-5b24-4d01-9a66-aeb21bb1d2a6-
99634@cx.f.apache.org" xmlns:xop="http://www.w3.org/2004/08/xop/include"/>
            </label>
            <parcelNumber>CF032651250FR</parcelNumber>

            <parcelNumberPartner>0000200115180032651251010098</parcelNumberPartner>
            <fields>
                <field>
                    <key>NETWORK_NAME</key>
                    <value>UPU</value>
                </field>
                <field>
                    <key>PARTNER_NAME</key>
                    <value>X</value>
                </field>
                <field>
                    <key>PARTNER_CAB</key>
                    <value>CF032651250FR</value>
                </field>
            </fields>
        </labelV2Response>
    </return>
</ns2:generateLabelResponse>
.....

```

VI. 2. 3. Generating a return label

VI. 2. 3. 1. Retour National label (France to France)

- Extract of an XML request as an input with PDF output (soapUI view)

```
.....
<sls:generateLabel>
  <generateLabelRequest>
    <contractNumber>MY_LOGIN</contractNumber>
    <password>MY_PASSWORD</password>
    <outputFormat>
      <x>0</x>
      <y>0</y>
      <outputPrintingType>PDF_A4_300dpi</outputPrintingType>
      <returnType></returnType>
    </outputFormat>
    <letter>
      <service>
        <productCode>CORE</productCode>
        <depositDate>2018-09-28</depositDate>
        <orderNumber>orderNumber</orderNumber>
        <commercialName>commercialName</commercialName>
      </service>
      <parcel>
        <weight>3</weight>
      </parcel>
      <sender>
        <senderParcelRef>senderParcelRef</senderParcelRef>
        <address>
          <lastName>lastName</lastName>
          <firstName>firstName</firstName>
          <line0>line0</line0>
          <line1>line1</line1>
          <line2>mon adresse</line2>
          <line3>line3</line3>
          <countryCode>FR</countryCode>
          <city>Paris</city>
          <zipCode>75007</zipCode>
        </address>
      </sender>
      <addressee>
        <addresseeParcelRef>addresseeParcelRef</addresseeParcelRef>
        <address>
          <companyName>companyName</companyName>
          <line0>line0</line0>
          <line1>line1</line1>
          <line2>mon adresse</line2>
          <line3>line3</line3>
          <countryCode>FR</countryCode>
          <city>Paris</city>
          <zipCode>75017</zipCode>
        </address>
      </addressee>
    </letter>
  </generateLabelRequest>
</sls:generateLabel>
```

```

</letter>
</generateLabelRequest>
</sls:generateLabel>
.....

```

- **Extract of XML response as an input with the XOP link (soapUI view)**

```

.....
<ns2:generateLabelResponse xmlns:ns2="http://sls.ws.coliposte.fr">
  <return>
    <messages>
      <id>0</id>
      <messageContent>La requête a été traitée avec succès</messageContent>
      <type>INFOS</type>
    </messages>
    <labelV2Response>
      <label>
        <xop:Include href="cid:2db21e08-cada-4705-9d1b-3e6c72bae6f4-92116@cxf.apache.org" xmlns:xop="http://www.w3.org/2004/08/xop/include"/>
      </label>
      <parcelNumber>8R28870676224</parcelNumber>
    </labelV2Response>
  </return>
</ns2:generateLabelResponse>
.....

```

VI. 2. 3. 2. Retour International label in the EU

- **Extract of an EXL request as an input with PDF output (soapUI view), return from Germany to France, commercial type**

```

.....
<sls:generateLabel>
  <generateLabelRequest>
    <contractNumber>MY_LOGIN</contractNumber>
    <password>MY_PASSWORD</password>
    <outputFormat>
      <x>0</x>
      <y>0</y>
      <outputPrintingType>PDF_A4_300dpi</outputPrintingType>
    </outputFormat>
    <letter>
      <service>
        <productCode>CORI</productCode>
        <depositDate>2018-09-18</depositDate>
        <orderNumber>orderNumber</orderNumber>
        <commercialName>commercialName</commercialName>
      </service>
      <parcel>
        <weight>3</weight>
      </parcel>
      <sender>
        <senderParcelRef>senderParcelRef</senderParcelRef>
        <address>

```

```

        <lastName>lastName</lastName>
        <firstName>firstName</firstName>
        <line2>main address</line2>
        <countryCode>DE</countryCode>
        <city>Hamburg</city>
        <zipCode>22769</zipCode>
    </address>
</sender>
<addressee>
    <addresseeParcelRef>addresseeParcelRef</addresseeParcelRef>
    <address>
        <companyName>companyName</companyName>
        <line2>main address</line2>
        <countryCode>FR</countryCode>
        <city>Paris</city>
        <zipCode>75017</zipCode>
    </address>
</addressee>
</letter>
</generateLabelRequest>
</sls:generateLabel>
.....

```

- **Extract of XML response as an input with the XOP link (soapUI view)**

```

.....
<ns2:generateLabelResponse xmlns:ns2="http://sls.ws.coliposte.fr">
    <return>
        <messages>
            <id>0</id>
            <messageContent>La requête a été traitée avec succès</messageContent>
            <type>INFOS</type>
        </messages>
        <labelV2Response>
            <label>
                <xop:Include href="cid:46f3a992-d1c7-47b9-8a1d-8165dc0e3c64-92515@cxf.apache.org" xmlns:xop="http://www.w3.org/2004/08/xop/include"/>
            </label>
            <parcelNumber>7R00198736460</parcelNumber>
            <parcelNumberPartner>711112938378</parcelNumberPartner>
        </labelV2Response>
    </return>
</ns2:generateLabelResponse>
.....

```

VI. 2. 3. 3. Retour International label Outside the EU - 7R

- **Extract of an XML request as in input with PDF output for a parcel return from Switzerland to France with mandatory declaration, for this country, parcels returned (soapUI view)**

```

.....
<sls:generateLabel>
    <generateLabelRequest>

```

```

<contractNumber>MY_LOGIN</contractNumber>
<password>MY_PASSWORD</password>
<outputFormat>
  <x>0</x>
  <y>0</y>
  <outputPrintingType>PDF_A4_300dpi</outputPrintingType>
</outputFormat>
<letter>
  <service>
    <productCode>CORI</productCode>
    <depositDate>2018-09-28</depositDate>
    <transportationAmount>1040</transportationAmount>
    <totalAmount>3245</totalAmount>
    <orderNumber>orderNumber</orderNumber>
    <commercialName>commercialName</commercialName>
    <returnTypeChoice>2</returnTypeChoice>
  </service>
  <parcel>
    <weight>3</weight>
  </parcel>
    <customsDeclarations>
      <includeCustomsDeclarations>1</includeCustomsDeclarations>
      <contents>
        <article>
          <description>description1</description>
          <quantity>1</quantity>
          <weight>3</weight>
          <value>30</value>
          <hsCode>50000001</hsCode>
          <originCountry>CH</originCountry>
          <currency>CHF</currency>
          <artref>100001</artref>
          <originalIdent>A</originalIdent>
        </article>
        <category>
          <value>6</value>
        </category>
        <original>
          <originalIdent>A</originalIdent>
        </original>
      </contents>
      <originalInvoiceNumber>111141111</originalInvoiceNumber>
      <originalInvoiceDate>2016-11-02</originalInvoiceDate>
      <originalParcelNumber>CB199930761FR</originalParcelNumber>
    </original>
  </customsDeclarations>
  <sender>
    <senderParcelRef>senderParcelRef</senderParcelRef>
    <address>
      <lastName>lastName</lastName>
      <firstName>firstName</firstName>
      <line0>line0</line0>
      <line1>line1</line1>
      <line2>mon adresse</line2>
      <line3>line3</line3>
      <countryCode>CH</countryCode>
    </address>
  </sender>

```



```

        <city>Brene</city>
        <zipCode>3000</zipCode>
    </address>
</sender>
<addressee>
    <addresseeParcelRef>addresseeParcelRef</addresseeParcelRef>
    <address>
        <companyName>companyName</companyName>
        <line0>line0</line0>
        <line1>line1</line1>
        <line2>mon adresse</line2>
        <line3>line3</line3>
        <countryCode>FR</countryCode>
        <city>Paris</city>
        <zipCode>75007</zipCode>
    </address>
</addressee>
</letter>
</generateLabelRequest>
</sls:generateLabel>
.....

```

- **Extract of XML response as an input with the XOP link (soapUI view)**

```

.....
<ns2:generateLabelResponse xmlns:ns2="http://sls.ws.coliposte.fr">
    <return>
        <messages>
            <id>0</id>
            <messageContent>La requête a été traitée avec succès</messageContent>
            <type>INFOS</type>
        </messages>
        <labelV2Response>
            <label>
                <xop:Include href="cid:46f3a992-d1c7-47b9-8a1d-8165dc0e3c64-92832@cxf.apache.org" xmlns:xop="http://www.w3.org/2004/08/xop/include"/>
            </label>
            <parcelNumber>7R00198736477</parcelNumber>
            <parcelNumberPartner>CZ550028402CH</parcelNumberPartner>
        </labelV2Response>
    </return>
</ns2:generateLabelResponse>
.....

```

VI. 2. 4. Return label OM - 5R

- **Extract of an XML request as in input with PDF output for a parcel return from Guadeloupe to Nantes with mandatory declaration, for this destination, parcels returned (soapUI view)**

```

<sls:generateLabel>
    <generateLabelRequest>
        <contractNumber>MY_LOGIN</contractNumber>
        <password>MY_PASSWORD</password>
        <outputFormat>

```

```

<x>0</x>
<y>0</y>
  <outputPrintingType>PDF_A4_300dpi</outputPrintingType>
</outputFormat>
<letter>
  <service>
    <productCode>CORI</productCode>
    <depositDate>2018-09-28</depositDate>
    <transportationAmount>1040</transportationAmount>
    <totalAmount>3245</totalAmount>
    <orderNumber>orderNumber</orderNumber>
    <commercialName>commercialName</commercialName>
    <returnTypeChoice>2</returnTypeChoice>
  </service>
  <parcel>
    <weight>3</weight>
  </parcel>
  <customsDeclarations>
    <includeCustomsDeclarations>1</includeCustomsDeclarations>
    <contents>
      <article>
        <description>description1</description>
        <quantity>1</quantity>
        <weight>3</weight>
        <value>30</value>
        <hsCode>50000001</hsCode>
        <originCountry>FR</originCountry>
        <currency>EUR</currency>
        <artref>100001</artref>
        <originalIdent>A</originalIdent>
      </article>
      <category>
        <value>6</value>
      </category>
      <original>
        <originalIdent>A</originalIdent>
      </original>
    </contents>
    <originalInvoiceNumber>111141111</originalInvoiceNumber>
    <originalInvoiceDate>2016-11-02</originalInvoiceDate>
  </original>
</customsDeclarations>
<sender>
  <senderParcelRef>senderParcelRef</senderParcelRef>
  <address>
    <lastName>lastName</lastName>
    <firstName>firstName</firstName>
    <line0>line0</line0>
    <line1>line1</line1>
    <line2>mon adresse</line2>
    <line3>line3</line3>
    <countryCode>GP</countryCode>
    <city>Guadeloupe</city>
    <zipCode>97130</zipCode>
  </address>
</sender>

```

```

    <addressee>
      <addresseeParcelRef>addresseeParcelRef</addresseeParcelRef>
      <address>
        <companyName>companyName</companyName>
        <line0>line0</line0>
        <line1>line1</line1>
        <line2>mon adresse</line2>
        <line3>line3</line3>
        <countryCode>FR</countryCode>
        <city>Paris</city>
        <zipCode>75007</zipCode>
      </address>
    </addressee>
  </letter>
</generateLabelRequest>
</sls:generateLabel>

```

- **Extract of XML response as an input with the XOP link (soapUI view)**

```

<ns2:generateLabelResponse xmlns:ns2="http://sls.ws.coliposte.fr">
  <return>
    <messages>
      <id>0</id>
      <messageContent>La requête a été traitée avec succès</messageContent>
      <type>INFOS</type>
    </messages>
    <labelV2Response>
      <label>
        <xop:Include href="cid:2db21e08-cada-4705-9d1b-3e6c72bae6f4-93660@cxf.apache.org" xmlns:xop="http://www.w3.org/2004/08/xop/include"/>
      </label>
      <cn23>
        <xop:Include href="cid:2db21e08-cada-4705-9d1b-3e6c72bae6f4-93661@cxf.apache.org" xmlns:xop="http://www.w3.org/2004/08/xop/include"/>
      </cn23>
      <parcelNumber>5R00000040426</parcelNumber>
    </labelV2Response>
  </return>
</ns2:generateLabelResponse>

```

VI. 2. 5. Label with barcode customer reference

```

<sls:generateLabel>
  <generateLabelRequest>
    <contractNumber>MY_LOGIN</contractNumber>
    <password>MY_PASSWORD</password>
    <outputFormat>
      <x>0</x>
      <y>0</y>
    <outputPrintingType>PDF_10x15_300dpi</outputPrintingType>
  </outputFormat>
  <letter>
    <service>
      <productCode>DOS</productCode>
    </service>
  </letter>
</generateLabelRequest>
</sls:generateLabel>

```

```

        <depositDate>2020-07-09</depositDate>
        <orderNumber>orderNumber</orderNumber>
        <commercialName>commercialName</commercialName>
    </service>
    <parcel>
    <weight>0.25</weight>
    </parcel>
    <sender>
        <senderParcelRef>senderParcelRef</senderParcelRef>
        <address>
            <companyName>companyName</companyName>
            <lastName>lastName</lastName>
            <firstName>firstName</firstName>
            <line0>line0</line0>
            <line1>line1</line1>
            <line2>line2</line2>
            <line3></line3>
            <countryCode>FR</countryCode>
            <city>Paris</city>
            <zipCode>75002</zipCode>
        </address>
    </sender>
    <addressee>
        <addresseeParcelRef>addresseeParcelRef</addresseeParcelRef>
        <address>
            <lastName>lastName</lastName>
            <firstName>firstName</firstName>
            <line0></line0>
            <line1></line1>
            <line2>line2</line2>
            <line3>line3</line3>
            <countryCode>FR</countryCode>
            <city>Paris</city>
            <zipCode>75002</zipCode>
        </address>
    </addressee>
</letter>
<fields>
    <field>
        <key>PRINT_CUSTOMER_BARCODE</key>
        <value>1</value>
    </field>
    <field>
        <key>CUSTOMER_BARCODE</key>
        <value>REF12345678</value>
    </field>
</fields>
</generateLabelRequest>
</sls:generateLabel>

```

VI. 2. 6. Label with customer barcode parcel number

```

<sls:generateLabel>
    <generateLabelRequest>
        <contractNumber>MY_LOGIN</contractNumber>

```

```

<password>MY_PASSWORD</password>
<outputFormat>
  <x>0</x>
  <y>0</y>
<outputPrintingType>PDF_10x15_300dpi</outputPrintingType>
</outputFormat>
<letter>
  <service>
    <productCode>DOS</productCode>
    <depositDate>2020-07-09</depositDate>
    <orderNumber>orderNumber</orderNumber>
    <commercialName>commercialName</commercialName>
  </service>
  <parcel>
    <weight>0.25</weight>
  </parcel>
  <sender>
    <senderParcelRef>senderParcelRef</senderParcelRef>
    <address>
      <companyName>companyName</companyName>
      <lastName>lastName</lastName>
      <firstName>firstName</firstName>
      <line0>line0</line0>
      <line1>line1</line1>
      <line2>line2</line2>
      <line3></line3>
      <countryCode>FR</countryCode>
      <city>Paris</city>
      <zipCode>75002</zipCode>
    </address>
  </sender>
  <addressee>
    <addresseeParcelRef>addresseeParcelRef</addresseeParcelRef>
    <address>
      <lastName>lastName</lastName>
      <firstName>firstName</firstName>
      <line0></line0>
      <line1></line1>
      <line2>line2</line2>
      <line3>line3</line3>
      <countryCode>FR</countryCode>
      <city>Paris</city>
      <zipCode>75002</zipCode>
    </address>
  </addressee>
</letter>
<fields>
  <field>
    <key>PRINT_CUSTOMER_BARCODE</key>
    <value>2</value>
  </field>
  <field>
    <key>CUSTOMER_BARCODE</key>
    <value>REF12345678</value>
  </field>
</fields>
</generateLabelRequest>
</sls:generateLabel>

```

VI. 2. 7. Generating a label with the ability of selecting the postal network through the international offer

VI. 2. 7. 1. International label with the DPD network selection

- Extract of XML request as an input with PDF output (soapUI view) of a shipment to Austria with DPD selected as the shipping network

```

<sls:generateLabel>
  <generateLabelRequest>
    <contractNumber>900138</contractNumber>
    <password>CLP2009</password>
    <outputFormat>
      <x>0</x>
      <y>0</y>
      <outputPrintingType>PDF_10x15_300dpi</outputPrintingType>
      <dematerialized>>false</dematerialized>
      <returnType></returnType>
      <printCODDocument>1</printCODDocument>
    </outputFormat>
    <letter>
      <service>
        <productCode>DOS</productCode>
        <depositDate>2021-11-23</depositDate>
        <mailBoxPicking>>false</mailBoxPicking>
        <transportationAmount>1040</transportationAmount>
        <totalAmount>1222</totalAmount>
        <orderNumber>123456</orderNumber>
        <commercialName>nom du commercial</commercialName>
        <returnTypeChoice>2</returnTypeChoice>
        <reseauPostal>0</reseauPostal>
      </service>
      <parcel>
        <weight>11</weight>
        <nonMachinable>>false</nonMach
inable>
        <COD>0</COD>
        <CODAmount>7260</CODAmount>
        <ftd>0</ftd>
      </parcel>
      <sender>
        <senderParcelRef>ref sender</senderParcelRef>
        <address>
          <companyName>sener comp</companyName>
          <lastName>dupont</lastName>
          <firstName>fred</firstName>
          <line0>line0</line0>
          <line1>line1</line1>

```

```

        <line2>line2</line2>
        <line3>line3</line3>
        <countryCode>FR</countryCode>
        <city>paris</city>
        <zipCode>75005</zipCode>
        <phoneNumber>0123456789</phoneNumber>

        <mobileNumber>0677777777</mobileNumber>
        <doorCode1></doorCode1>
        <doorCode2></doorCode2>
        <email>yy@k.fr</email>
        <intercom></intercom>
        <language>FR</language>
    </address>
</sender>
<addressee>
    <codeBarForReference>>false</codeBarForReference>
    <serviceInfo>service info</serviceInfo>
    <promotionCode>4444</promotionCode>
    <address>
        <companyName>test site</companyName>
        <lastName>martin</lastName>
        <line0>line0dest</line0>
        <line1>line1dest</line1>
        <line2>line2dest</line2>
        <line3>line3dest</line3>
        <countryCode>AT</countryCode>
        <city>vienne</city>
        <zipCode>1234</zipCode>
        <phoneNumber></phoneNumber>
        <mobileNumber></mobileNumber>
        <doorCode1></doorCode1>
        <doorCode2></doorCode2>
        <email></email>
        <intercom></intercom>
        <language>FR</language>
    </address>
</addressee>
</letter>

    <fields>

</fields>
</generateLabelRequest>

</sls:generateLabel>

```

- **Extract of the XML response with the XOP link (soapUI view) with DPD selected as the shipping network**

```

<ns2:generateLabelResponse xmlns:ns2=http://sls.ws.coliposte.fr>
  <return>
    <messages>
      <id>0</id>
      <messageContent>La requête a été traitée avec succès</messageContent>
      <type>INFOS</type>
    </messages>

```

```

<labelV2Response>
  <label>
    <xop:Include href=cid:9a12ff71-c5d1-40db-9c1b-4140632cf180-
296@cxf.apache.org xmlns:xop=http://www.w3.org/2004/08/xop/include/>
  </label>
  <parcelNumber>CB500770603FR</parcelNumber>
  <parcelNumberPartner>0001234115268500770603270405</parcelNumberPartner>
  <fields>
    <field>
      <key>NETWORK_NAME</key>
      <value>DPD</value>
    </field>
    <field>
      <key>PARTNER_NAME</key>
      <value>DPD</value>
    </field>
    <field>
      <key>PARTNER_CAB</key>
      <value>11526850077060</value>
    </field>
    <field>
      <key>CN23_THERMIQUE</key>
      <value>N</value>
    </field>
  </fields>
</labelV2Response>
</return>
</ns2:generateLabelResponse>

```

VI. 2. 7. 2. International label with the local postal network selection

- **Extract of XML request as an input with PDF output (soapUI view) of a shipment to Austria with the local post selected as the shipping network**

```

<sls:generateLabel>
  <generateLabelRequest>
    <contractNumber>900138</contractNumber>
    <password>CLP2009</password>
    <outputFormat>
      <x>0</x>
      <y>0</y>
      <outputPrintingType>PDF_10x15_300dpi</outputPrintingType>
      <dematerialized>>false</dematerialized>
      <returnType></returnType>
      <printCODDocument>1</printCODDocument>
    </outputFormat>
    <letter>
      <service>
        <productCode>DOS</productCode>
        <depositDate>2021-11-23</depositDate>
        <mailBoxPicking>>false</mailBoxPicking>
        <transportationAmount>1040</transportationAmount>
        <totalAmount>1222</totalAmount>
        <orderNumber>123456</orderNumber>
      </service>
    </letter>
  </generateLabelRequest>
</sls:generateLabel>

```



```

        <commercialName>nom du commercial</commercialName>
        <returnTypeChoice>2</returnTypeChoice>
        <reseauPostal>1</reseauPostal>
    </service>
    <parcel>

                                                <weight>11</weight>

<nonMachinable>false</nonMachinable>

                                                <COD>0</COD>
                                                <CODAmount>7260</CODAmount>
                                                <ftd>0</ftd>

    </parcel>

    <sender>
        <senderParcelRef>ref sender</senderParcelRef>
        <address>
            <companyName>sener comp</companyName>
            <lastName>dupont</lastName>
            <firstName>fred</firstName>
            <line0>line0</line0>
            <line1>line1</line1>
            <line2>line2</line2>
            <line3>line3</line3>
            <countryCode>FR</countryCode>
            <city>paris</city>
            <zipCode>75005</zipCode>
            <phoneNumber>0123456789</phoneNumber>

            <mobileNumber>0677777777</mobileNumber>
            <doorCode1></doorCode1>
            <doorCode2></doorCode2>
            <email>yy@k.fr</email>
            <intercom></intercom>
            <language>FR</language>
        </address>
    </sender>
    <addressee>
        <codeBarForReference>false</codeBarForReference>
        <serviceInfo>service info</serviceInfo>
        <promotionCode>4444</promotionCode>
        <address>
            <companyName>test site</companyName>
            <lastName>martin</lastName>
            <line0>line0dest</line0>
            <line1>line1dest</line1>
            <line2>line2dest</line2>
            <line3>line3dest</line3>
            <countryCode>AT</countryCode>
            <city>vienne</city>
            <zipCode>1234</zipCode>
            <phoneNumber></phoneNumber>
            <mobileNumber></mobileNumber>
            <doorCode1></doorCode1>
            <doorCode2></doorCode2>
            <email></email>
            <intercom></intercom>
            <language>FR</language>
        </address>
    </addressee>

```

```

        </address>
    </addressee>
</letter>

    <fields>

    </fields>
</generateLabelRequest>

</sls:generateLabel>

```

- **Extract of the XML response with the XOP link (soapUI view) with Austria Post selected as the shipping network**

```

<ns2:generateLabelResponse xmlns:ns2=http://sls.ws.coliposte.fr>
  <return>
    <messages>
      <id>0</id>
      <messageContent>La requête a été traitée avec succès</messageContent>
      <type>INFOS</type>
    </messages>
    <labelV2Response>
      <label>
        <xop:Include href=cid:9a12ff71-c5d1-40db-9c1b-4140632cf180-295@cxf.apache.org xmlns:xop=http://www.w3.org/2004/08/xop/include/>
      </label>
      <parcelNumber>CB500770594FR</parcelNumber>
      <parcelNumberPartner>000123411526850077059101040F</parcelNumberPartner>
      <fields>
        <field>
          <key>NETWORK_NAME</key>
          <value>EPG</value>
        </field>
        <field>
          <key>PARTNER_NAME</key>
          <value>Austria Post</value>
        </field>
        <field>
          <key>PARTNER_CAB</key>
          <value>CB500770594FR</value>
        </field>
        <field>
          <key>CN23_THERMIQUE</key>
          <value>N</value>
        </field>
      </fields>
    </labelV2Response>
  </return>
</ns2:generateLabelResponse>

```

VI. 3. Users management

VI. 3. 1. Example of a login request with an advanced user account

```
<sls:generateLabel>
  <generateLabelRequest>
    <contractNumber>MY_USER_LOGIN</contractNumber>
    <password>MY_USER_PASSWORD</password>
    <outputFormat>
      <x>0</x>
      <y>0</y>
      <outputPrintingType>ZPL_10x15_203dpi</outputPrintingType>
    </outputFormat>
    <letter>
      <service>
        <productCode>DOS</productCode>
        <depositDate>2018-12-14</depositDate>
        <orderNumber>orderNumber</orderNumber>
        <commercialName>commercialName</commercialName>
      </service>
      <parcel>
        <weight>3</weight>
      </parcel>
      <sender>
        <senderParcelRef>senderParcelRef</senderParcelRef>
        <address>
          <companyName>companyName</companyName>
          <line0>line0</line0>
          <line1>line1</line1>
          <line2>mon adresse</line2>
          <line3>line3</line3>
          <countryCode>FR</countryCode>
          <city>Paris</city>
          <zipCode>75007</zipCode>
        </address>
      </sender>
      <addressee>
        <addresseeParcelRef>addresseeParcelRef</addresseeParcelRef>
        <address>
          <lastName>lastName</lastName>
          <firstName>firstName</firstName>
          <line0>line0</line0>
          <line1>line1</line1>
          <line2>mon adresse</line2>
          <line3>line3</line3>
          <countryCode>FR</countryCode>
          <city>Paris</city>
          <zipCode>75007</zipCode>
        </address>
      </addressee>
    </letter>
    <fields>
      <field>
        <key>ACCOUNT_NUMBER</key>
```

```

        <value>MY_LOGIN</value>
    </field>
</fields>
</generateLabelRequest>
</sls:generateLabel>

```

- **Extract of the answer (view soapUI)**

```

<ns2:generateLabelResponse xmlns:ns2="http://sls.ws.coliposte.fr">
  <return>
    <messages>
      <id>0</id>
      <messageContent>La requête a été traitée avec
succès</messageContent>
      <type>INFOS</type>
    </messages>
    <labelV2Response>
      <label>
        <xop:Include href="cid:3ce61140-d58b-4bea-9c25-d36e38f7e4f1-
148417@cxf.apache.org" xmlns:xop="http://www.w3.org/2004/08/xop/include"/>
      </label>
      <parcelNumber>6C14022215243</parcelNumber>

      <parcelNumberPartner>0075007116C1402221524802250V</parcelNumberPartner>
    </labelV2Response>
  </return>
</ns2:generateLabelResponse>

```

VI. 3. 2. Example of connection request with the customer account and the Apikey of the advanced user

```

<sls:generateLabel>
  <generateLabelRequest>
    <contractNumber>MY_LOGIN</contractNumber>
    <password>MY_PASSWORD</password>
    <outputFormat>
      <x>0</x>
      <y>0</y>
      <outputPrintingType>ZPL_10x15_203dpi</outputPrintingType>
    </outputFormat>
    <letter>
      <service>
        <productCode>DOS</productCode>
        <depositDate>2018-12-14</depositDate>
        <orderNumber>orderNumber</orderNumber>
        <commercialName>commercialName</commercialName>
      </service>
      <parcel>
        <weight>3</weight>
      </parcel>
      <sender>
        <senderParcelRef>senderParcelRef</senderParcelRef>
        <address>
          <companyName>companyName</companyName>

```

```

        <line0>line0</line0>
        <line1>line1</line1>
        <line2>mon adresse</line2>
        <line3>line3</line3>
        <countryCode>FR</countryCode>
        <city>Paris</city>
        <zipCode>75007</zipCode>
    </address>
</sender>
<addressee>
    <addresseeParcelRef>addresseeParcelRef</addresseeParcelRef>
    <address>
        <lastName>lastName</lastName>
        <firstName>firstName</firstName>
        <line0>line0</line0>
        <line1>line1</line1>
        <line2>mon adresse</line2>
        <line3>line3</line3>
        <countryCode>FR</countryCode>
        <city>Paris</city>
        <zipCode>75007</zipCode>
    </address>
</addressee>
</letter>
<fields>
    <field>
        <key>CUSER_KEY</key>
        <value>MY_API_KEY</value>
    </field>
    <field>
        <key>CUSER_INFO_TEXT</key>
        <value>xxxxxxxxxxxxxxxx</value>
    </field>
</fields>
</generateLabelRequest>
</sls:generateLabel>

```

- **Extract of the answer (view soapUI)**

```

<ns2:generateLabelResponse xmlns:ns2="http://sls.ws.coliposte.fr">
    <return>
        <messages>
            <id>0</id>
            <messageContent>La requête a été traitée avec
succès</messageContent>
            <type>INFOS</type>
        </messages>
        <labelV2Response>
            <label>
                <xop:Include href="cid:697bf2a1-30bd-46f4-9219-91cd90fb6cb0-
145373@cx.f.apache.org" xmlns:xop="http://www.w3.org/2004/08/xop/include"/>
            </label>
            <parcelNumber>6C14022215250</parcelNumber>

            <parcelNumberPartner>0075007116C1402221525802250E</parcelNumberPartner>
        </labelV2Response>
    </return>

```

```
</ns2:generateLabelResponse>
```

VI. 4. Using field block in SOAP

- Extract of an input json request (view soapUI)

```
<sls:generateLabel>
  <generateLabelRequest>
    <contractNumber>MY_LOGIN</contractNumber>
    <password>MY_PASSWORD</password>
    <outputFormat>
      <x>0</x>
      <y>0</y>
      <outputPrintingType>PDF_10x15_300dpi</outputPrintingType>
    </outputFormat>
    <letter>
      <service>
        <productCode>DOS</productCode>
        <depositDate>2019-03-08</depositDate>
        <orderNumber>orderNumber</orderNumber>
        <commercialName>commercialName</commercialName>
      </service>
      <parcel>
        <weight>0.25</weight>
      </parcel>
      <sender>
        <senderParcelRef>senderParcelRef</senderParcelRef>
        <address>
          <companyName>companyName</companyName>
          <line0>line0</line0>
          <line1>line1</line1>
          <line2>mon adresse</line2>
          <line3>line3</line3>
          <countryCode>FR</countryCode>
          <city>Paris</city>
          <zipCode>75007</zipCode>
        </address>
      </sender>
      <addressee>
        <addresseeParcelRef>addresseeParcelRef</addresseeParcelRef>
        <address>
          <lastName>lastName</lastName>
          <firstName>firstName</firstName>
          <line0>line0</line0>
          <line1>line1</line1>
          <line2>mon adresse</line2>
          <line3>line3</line3>
          <countryCode>FR</countryCode>
          <city>Paris</city>
          <zipCode>75007</zipCode>
        </address>
      </addressee>
    </letter>
    <fields>
      <field>
        <key>ACCOUNT_NUMBER</key>
```

```
        <value>xxxxxxxxxxxxxxxx</value>
    </field>
    <field>
        <key>CUSER_KEY</key>
        <value>xxxxxxxxxxxxxxxx</value>
    </field>
    <field>
        <key>CUSER_INFO_TEXT</key>
        <value>xxxxxxxxxxxxxxxx</value>
    </field>
    <field>
        <key>TOKEN</key>
        <value>xxxxxxxxxxxxxxxx</value>
    </field>
    <field>
        <key>CPASSid</key>
        <value>xxxxxxxxxxxxxxxx</value>
    </field>
    <field>
        <key>EORI</key>
        <value>xxxxxxxxxxxxxxxx</value>
    </field>
    <field>
        <key>GST</key>
        <value>xxxxxxxxxxxxxxxx</value>
    </field>
</fields>
</generateLabelRequest>
</sls:generateLabel>
```

VI. 5. The method getListMailBoxPickingDates

- Extract of an XML request as an input (soapUI view)

```
.....  
<sls:getListMailBoxPickingDates>  
  <getListMailBoxPickingDatesRetourRequest>  
    <contractNumber>MY_LOGIN</contractNumber>  
    <password>MY_PASSWORD</password>  
    <sender>  
      <line2>mon adresse</line2>  
      <countryCode>FR</countryCode>  
      <zipCode>75007</zipCode>  
      <city>Paris</city>  
    </sender>  
  </getListMailBoxPickingDatesRetourRequest>  
</sls:getListMailBoxPickingDates>  
.....
```

- Extract of the XML response as an output (soapUI view)

```
..... ..  
<ns2:getListMailBoxPickingDatesResponse xmlns:ns2="http://sls.ws.coliposte.fr">  
  <return>  
    <messages>  
      <id>0</id>  
      <messageContent>La requête a été traitée avec succès</messageContent>  
      <type>INFOS</type>  
    </messages>  
    <mailBoxPickingDateMaxHour>08h00</mailBoxPickingDateMaxHour>  
    <mailBoxPickingDates>2018-09-29T00:00:00+02:00</mailBoxPickingDates>  
    <validityTime>23h00</validityTime>  
  </return>  
</ns2:getListMailBoxPickingDatesResponse>  
..... ..
```

VI. 6. The method planPickup

- Extract of an XML request as an input (soapUI view)

```
..... .  
<sls:planPickup>  
  <planPickupRequest>  
    <contractNumber>MY_LOGIN</contractNumber>  
    <password>MY_PASSWORD</password>  
    <parcelNumber>8R28870672110</parcelNumber>  
    <mailBoxPickingDate>2017-04-30</mailBoxPickingDate>  
    <sender>  
      <lastName>lastName</lastName>  
      <firstName>firstName</firstName>  
      <line2>main address</line2>  
      <zipCode>75007</zipCode>  
      <city>Paris</city>  
      <countryCode>FR</countryCode>  
      <email>sender@test.com</email>
```



```
        </sender>
    </planPickupRequest>
</sls:planPickup>
.....
```

- **Extract of the XML response as an output (soapUI view)**

```
.....
<ns2:planPickupResponse xmlns:ns2="http://sls.ws.coliposte.fr">
  <return>
    <messages>
      <id>0</id>
      <messageContent>La requête a été traitée avec succès</messageContent>
      <type>INFOS</type>
    </messages>
  </return>
</ns2:planPickupResponse>
.....
```

VII. Appendix 2: Examples of REST envelopes

VII. 1. The method getProductInter

- Extract of a JSON request as an input

```
.....  
{  
  "contractNumber": "MY_LOGIN",  
  "password": "MY_PASSWORD",  
  "productCode": "COLI",  
  "insurance": "false",  
  "nonMachinable": "false",  
  "returnReceipt": "false",  
  "countryCode": "DZ",  
  "zipCode": "2000"  
}
```

- Extract of the response as an output (soapUI view)

```
.....  
{  
  "messages": [ {  
    "id": "0",  
    "type": "INFOS",  
    "messageContent": "La requête a été traitée avec succès"  
  }],  
  "product": ["CF"],  
  "partnerType": "1",  
  "returnTypeChoice": [  
    "2",  
    "3"  
  ]  
}
```

VII. 2. The method generateLabel

VII. 2. 1. Generating a domestic label

VII. 2. 1. 1. Domestic label for home without signature

- Extract of a JSON request as an input with ZPL output for sending a parcel to the addressee's home address without signature (soapUI view)

```
.....  
{  
  "contractNumber": "MY_LOGIN",  
  "password": "MY_PASSWORD",  
  "outputFormat": {  
    "x": 0,  
    "y": 0,  
  }  
}
```


VII. 2. 1. 2. Domestic label at shopkeeper pickup location

- Extract of a JSON request as an input with ZPL output (soapUI view)

```
.....
{
"contractNumber": "MY_LOGIN",
"password": "MY_PASSWORD",
"outputFormat": {
"x": 0,
"y": 0,
"outputPrintingType": "ZPL_10x15_203dpi"
},
"letter": {
"service": {
"productCode": "A2P",
"depositDate": "2018-09-28",
"orderNumber": "orderNumber",
"commercialName": "commercialName"
},
"parcel": {
"weight": 3,
"pickupLocationId": "001055"
},
"sender": {
"senderParcelRef": "senderParcelRef",
"address": {
"companyName": "companyName",
"line0": "line0",
"line1": "line1",
"line2": "mon adresse",
"line3": "line3",
"countryCode": "FR",
"city": "Paris",
"zipCode": "75007"
}
},
"addressee": {
"addresseeParcelRef": "addresseeParcelRef",
"address": {
"lastName": "lastName",
"firstName": "firstName",
"line0": "line0",
"line1": "line1",
"line2": "mon adresse",
"line3": "line3",
"countryCode": "FR",
"city": "Paris",
"zipCode": "75007",
"mobileNumber": "0600000007",
"email": "email@test.fr"
}
}
}
}
}
}
.....
```

- **Extract of the response as an output (soapUI view)**

```

.....
<data contentType="multipart/mixed; boundary="uuid:40b25172-6e5a-44ca-abd3-
a1ceab9ff1b9";
charset=UTF-8" contentLength="123183">![CDATA[{"messages":[{"id":"0","type":"INFOS",
"messageContent":"La requête a été traitée avec succès","replacementValues":[]}],
"labelXmlV2Reponse":null,"labelV2Response":{"parcelNumber":"6M12728295415",
"parcelNumberPartner":null,"pdfUrl":null,"fields":null}}]]></data>
.....

```

VII. 2. 2. Generating a label for international delivery

VII. 2. 2. 1. Colissimo Expert International label with mandatory declaration of articles

- **Extract of a JSON request as in input with ZPL output intended for Japan (soapUI view)**

```

.....
{
"contractNumber":"MY_LOGIN",
"password":"MY_PASSWORD",
"outputFormat": {
"x": 0,
"y": 0,
"outputPrintingType": "ZPL_10x15_203dpi"
},
"letter": {
"service": {
"productCode": "COLI",
"depositDate": "2018-09-28",
"transportationAmount": "1040",
"totalAmount": "3245",
"orderNumber": "orderNumber",
"commercialName": "commercialName",
"returnTypeChoice": "2"
},
"parcel": {
"weight": 3
},
"customsDeclarations": {
"includeCustomsDeclarations": 1,
"contents": {
"article": [
{
"description": "description1",
"quantity": 1,
"weight": 1,
"value": 30
}
]
}
}
}
}

```



```
"fields":{"field":[{"key":"NETWORK_NAME","value":"KPG"},
{"key":"PARTNER_NAME","value":"China
Post"},{"key":"PARTNER_CAB","value":"EY947700756FR"}]},
"customField":[{"key":"NETWORK_NAME","value":"KPG"},{"key":"PARTNER_NAME","value":"Chi
na Post"},
{"key":"PARTNER_CAB","value":"EY947700756FR"}]}]}]}></data>
```

VII. 2. 2. 2. Colissimo Expert International label with no mandatory declaration of articles

- **Extract of a JSON request as an input with ZPL output intended for Italy (soapUI view)**

```
.....
{
"contractNumber":"MY_LOGIN",
"password":"MY_PASSWORD",
"outputFormat": {
"x": 0,
"y": 0,
"outputPrintingType": "ZPL_10x15_300dpi"
},
"letter": {
"service": {
"productCode": "COLI",
"depositDate": "2018-10-29",
"orderNumber": "orderNumber",
"commercialName": "commercialName",
"returnTypeChoice": "2"
},
"parcel": {
"weight": 3
},
"sender": {
"senderParcelRef": "senderParcelRef",
"address": {
"companyName": "companyName",
"line0": "line0",
"line1": "line1",
"line2": "mon adresse",
"line3": "line3",
"countryCode": "FR",
"city": "Paris",
"zipCode": "75007"
}
},
"addressee": {
"addresseeParcelRef": "addresseeParcelRef",
"address": {
"lastName": "lastName",
"firstName": "firstName",
"line0": "line0",
"line1": "line1",
```

```

        "line2": "mon adresse",
          "line3": "line3",
        "countryCode": "IT",
        "city": "ROME",
        "zipCode": "00100"
      }
    }
  }
}
.....

```

- **Extract of the response as an output (soapUI view)**

```

.....
<data contentType="multipart/mixed; boundary="uuid:977e9595-a40e-4019-aa45-39b4ab491ad3";
charset=UTF-8" contentLength="4410"><![CDATA[{"messages":[{"id":"0","type":"INFOS",
"messageContent":"La requête a été traitée avec succès","replacementValues":[]}],
"labelXmlV2Reponse":null,"labelV2Response":{"parcelNumber":"CF032651263FR",
"parcelNumberPartner":"000010011558003265126101380T","pdfUrl":null,
"fields":{"field":[{"key":"NETWORK_NAME","value":"EPG"},
{"key":"PARTNER_NAME","value":"Poste Italiane"},
{"key":"PARTNER_CAB","value":"CF032651263FR"}]},
"customField":[{"key":"NETWORK_NAME","value":"EPG"},
{"key":"PARTNER_NAME","value":"Poste Italiane"},
{"key":"PARTNER_CAB","value":"CF032651263FR"}]}]}]></data>
.....

```

VII. 2. 2. 3. Colissimo Expert International label for the Armed Forces

- **Extract of a JSON request as an input with ZPL output intended for the armed forces (excluding navy) (soapUI view)**

```

.....
{
  "contractNumber":"MY_LOGIN",
  "password":"MY_PASSWORD",
  "outputFormat": {
    "x": 0,
    "y": 0,
    "outputPrintingType": "ZPL_10x15_203dpi"
  },
  "letter": {
    "service": {
      "productCode": "COLI",
      "depositDate": "2018-10-29",
      "transportationAmount": "1040",
      "totalAmount": "3245",
      "orderNumber": "orderNumber",
      "commercialName": "commercialName",
      "returnTypeChoice": "2"
    },
    "parcel": {
      "weight": 3
    }
  }
}
.....

```



```

    },
    "customsDeclarations": {
      "includeCustomsDeclarations": 1,
      "contents": {
        "article": [
          {
            "description": "description1",
            "quantity": 1,
            "weight": 1,
            "value": 30
          },
          {
            "description": "description2",
            "quantity": 1,
            "weight": 1,
            "value": 30
          },
          {
            "description": "description3",
            "quantity": 1,
            "weight": 1,
            "value": 30
          }
        ],
        "category": {
          "value": 1
        }
      }
    },
    "sender": {
      "senderParcelRef": "senderParcelRef",
      "address": {
        "companyName": "companyName",
        "line0": "line0",
        "line1": "line1",
        "line2": "mon adresse",
        "line3": "line3",
        "countryCode": "FR",
        "city": "Paris",
        "zipCode": "75007"
      }
    },
    "addressee": {
      "addresseeParcelRef": "addresseeParcelRef",
      "address": {
        "lastName": "lastName",
        "firstName": "firstName",
        "line0": "line0",
        "line1": "line1",
        "line2": "SP70158",
        "line3": "line3",
        "countryCode": "S1",
        "city": "Hub Armee",
        "zipCode": "00200"
      }
    }
  }
}

```


VII. 2. 3. Generating a return label

VII. 2. 3. 1. Retour National label (France to France)

- **Extract of a JSON request as an input with PDF output (soapUI view)**

```
.....
{
  {
    "contractNumber": "MY_LOGIN",
    "password": "MY_PASSWORD",
    "outputFormat": {
      "x": 0,
      "y": 0,
      "outputPrintingType": "PDF_A4_300dpi"
    },
    "letter": {
      "service": {
        "productCode": "CORE",
        "depositDate": "2018-09-28",
        "orderNumber": "orderNumber",
        "commercialName": "commercialName"
      },
      "parcel": {
        "weight": 3
      },
      "sender": {
        "senderParcelRef": "senderParcelRef",
        "address": {
          "lastName": "lastName",
          "firstName": "firstName",
          "line0": "line0",
          "line1": "line1",
          "line2": "mon adresse",
          "line3": "line3",
          "countryCode": "FR",
          "city": "Paris",
          "zipCode": "75007"
        }
      },
      "addressee": {
        "addresseeParcelRef": "addresseeParcelRef",
        "address": {
          "companyName": "companyName",
          "line0": "line0",
          "line1": "line1",
          "line2": "mon adresse",
          "line3": "line3",
          "countryCode": "FR",
          "city": "Paris",
          "zipCode": "75015"
        }
      }
    }
  }
}
```

```
}
.....
```

- **Extract of the response (soapUI view)**

```
.....
<data contentType="multipart/mixed; boundary="uuid:bba2f415-8287-48e9-b52a-
c54a3dec18ee";
charset=UTF-8" contentLength="170177"><![CDATA[{"messages":[{"id":"0","type":"INFOS",
"messageContent":"La requête a été traitée avec succès","replacementValues":[]},
"labelXmlV2Reponse":null,"labelV2Response":{"parcelNumber":"8R28870676255",
"parcelNumberPartner":null,"pdfUrl":null,"fields":null}]]></data>
.....
```

VII. 2. 3. 2. Retour International label in the EU

- **Extract of a JSON request as an input with PDF output, return from Germany to France, commercial type (soapUI view)**

```
.....
{
"contractNumber": "MY_LOGIN",
"password": "MY_PASSWORD",
"outputFormat": {
"x": "0",
"y": "0",
"outputPrintingType": "PDF_A4_300dpi"
},
"letter": {
"service": {
"productCode": "CORI",
"depositDate": "2017-04-30"
},
"parcel": {
"weight": "1"
},
"sender": {
"address": {
"lastName": "lastName",
"firstName": "firstName",
"line2": "main address",
"countryCode": "DE",
"city": "Hamburg",
"zipCode": "22769"
}
},
"addressee": {
"address": {
"companyName": "companyName",
"line2": "main address",
"countryCode": "FR",
"city": "Paris",
"zipCode": "75017"
}
}
}
}
```

```

    }
  }
}
.....

```

- **Extract of the response (soapUI view)**

```

.....
<data contentType="multipart/mixed; boundary="uuid:bb2cab8c-b04b-4543-b215-
f1ce8376944b";charset=UTF-8"
contentLength="382943"><![CDATA[{"messages":[{"id":"0","type":"INFOS","messageContent"
:"La requête a été traitée avec
succès"}],"labelXmlReponse":null,"labelResponse":{"parcelNumber":"7R00023534230","parc
elNumberPartner":"711110959706","pdfUrl":null}]]></data>.....

```

VII. 2. 3. 3. Retour International label outside the EU

- **Extract of a JSON request as an input with PDF output, return from Switzerland to France, commercial type (soapUI view)**

```

.....
{
"contractNumber":"MY_LOGIN",
"password":"MY_PASSWORD",
"outputFormat": {
"x": 0,
"y": 0,
"outputPrintingType": "PDF_A4_300dpi"
},
"letter": {
"service": {
"productCode": "CORI",
"depositDate": "2018-09-28",
"transportationAmount": "1040",
"totalAmount": "3245",
"orderNumber": "orderNumber",
"commercialName": "commercialName",
"returnTypeChoice":"2"
},
"parcel": {
"weight": 3
},
"customsDeclarations": {
"includeCustomsDeclarations": 1,
"contents": {
"article": [
{
"description": "description1",
"quantity": 1,
"weight": 1,
"value": 30,
"hsCode":"50000001",
"originCountry":"CH",
"currency":"CHF",
"artref":"100001",

```


VII. 2. 3. 4. Retour International label outside the EU

- **Extract of a JSON request as an input with ZPL output intended for Italy (soapUI view)**

```
.....
{
"contractNumber": "MY_LOGIN",
"password": "MY_PASSWORD",
"outputFormat": {
"x": 0,
"y": 0,
"outputPrintingType": "ZPL_10x15_300dpi"
},
"letter": {
"service": {
"productCode": "CORF",
"depositDate": "2018-10-29",
"orderNumber": "orderNumber",
"commercialName": "commercialName",
"returnTypeChoice": "2"
},
"parcel": {
"weight": 3
},
"sender": {
"senderParcelRef": "senderParcelRef",
"address": {
"companyName": "companyName",
"line0": "line0",
"line1": "line1",
"line2": "mon adresse",
"line3": "line3",
"countryCode": "FR",
"city": "Paris",
"zipCode": "75007"
}
},
"addressee": {
"addresseeParcelRef": "addresseeParcelRef",
"address": {
"lastName": "lastName",
"firstName": "firstName",
"line0": "line0",
"line1": "line1",
"line2": "mon adresse",
"line3": "line3",
"countryCode": "IT",
"city": "ROME",
"zipCode": "00100"
}
}
}
}
```

```
}
.....
```

- **Extract of the response (soapUI view)**

```
.....
<data contentType="multipart/mixed; boundary="uuid:977e9595-a40e-4019-aa45-39b4ab491ad3";
charset=UTF-8" contentLength="4410"><![CDATA[{"messages":[{"id":"0","type":"INFOS",
"messageContent":"La requête a été traitée avec succès","replacementValues":[]},
"labelXmlV2Reponse":null,"labelV2Response":{"parcelNumber":"CQ032651263FR",
"parcelNumberPartner":"000010011558003265126101380T","pdfUrl":null,
"fields":{"field":[{"key":"NETWORK_NAME","value":"DPD"},
{"key":"PARTNER_NAME","value":"BRT"},
{"key":"PARTNER_CAB","value":"CQ032651263FR"}]},
"customField":[{"key":"NETWORK_NAME","value":"DPD"},
{"key":"PARTNER_NAME","value":"BRT"},
{"key":"PARTNER_CAB","value":"CQ032651263FR"}]}]}]></data>
.....
```

VII. 3. Users management

VII. 3. 1. Example of a login request with an advanced user account

```
{
"contractNumber":"MY_USER_LOGIN",
"password":"MY_USER_PASSWORD",
"outputFormat": {
"x": 0,
"y": 0,
"outputPrintingType": "ZPL_10x15_203dpi"
},
"letter": {
"service": {
"productCode": "DOS",
"depositDate": "2018-12-14",
"orderNumber": "orderNumber",
"commercialName": "commercialName"
},
"parcel": {
"weight": 3
},
"sender": {
"senderParcelRef": "senderParcelRef",
"address": {
"companyName": "companyName",
"line0": "line0",
"line1": "line1",
"line2": "mon adresse",
"line3": "line3",
```



```

    "countryCode": "FR",
    "city": "Paris",
    "zipCode": "75007"
  }
},
"addressee": {
  "addresseeParcelRef": "addresseeParcelRef",
  "address": {
    "lastName": "lastName",
    "firstName": "firstName",
    "line0": "line0",
    "line1": "line1",
    "line2": "mon adresse",
    "line3": "line3",
    "countryCode": "FR",
    "city": "Paris",
    "zipCode": "75007"
  }
},
"fields": {
  "customField": [
    {
      "key": "ACCOUNT_NUMBER",
      "value": "MY_LOGIN"
    }
  ]
}
}

```

- **Extract of the answer (view soapUI)**

```

<data contentType="multipart/mixed; boundary="uuid:5c967009-688b-449b-85e0-5a3f8c077d02"; charset=UTF-8" contentLength="4507"><![CDATA[{"messages":[{"id":"0","type":"INFOS","messageContent":"La requête a été traitée avec succès","replacementValues":[]}], "labelXmlV2Reponse":null, "labelV2Response":{"parcelNumber":"6C14022215281","parcelNumberPartner":"0075007116C1402221528802250X"}, "pdfUrl":null, "fields":null}]]></data>

```

VII. 3. 2. Example of a login request with user account and advanced user Apikey

```

{
  "parcelNumber": "6C14022215281", "parcelNumberPartner": "0075007116C14022215288",
  "contractNumber": "MY_LOGIN",
  "password": "MY_PASSWORD",
  "outputFormat": {
    "x": 0,
    "y": 0,
    "outputPrintingType": "ZPL_10x15_203dpi"
  },
  "letter": {
    "service": {

```

```

"productCode": "DOS",
"depositDate": "2018-12-14",
"orderNumber": "orderNumber",
"commercialName": "commercialName"
},
"parcel": {
"weight": 3
},
"sender": {
"senderParcelRef": "senderParcelRef",
"address": {
"companyName": "companyName",
"line0": "line0",
"line1": "line1",
"line2": "mon adresse",
"line3": "line3",
"countryCode": "FR",
"city": "Paris",
"zipCode": "75007"
}
},
"addressee": {
"addresseeParcelRef": "addresseeParcelRef",
"address": {
"lastName": "lastName",
"firstName": "firstName",
"line0": "line0",
"line1": "line1",
"line2": "mon adresse",
"line3": "line3",
"countryCode": "FR",
"city": "Paris",
"zipCode": "75007"
}
}
},
"fields": {
"customField": [
{
"key": "CUSER_KEY",
"value": "MY_API_KEY"
}
],
"customField": [
{
"key": "CUSER_INFO_TEXT",
"value": "xxxxxxxxxxxxxxxx"
}
]
}
}

```

- **Extract of an answer (soapUI view)**

```

<data contentType="multipart/mixed; boundary="uuid:b5a92a28-65c6-4db8-8bb9-65e4a78f8544"; charset=UTF-8"

```

```

contentLength="4507"><![CDATA[{"messages":[{"id":"0","type":"INFOS","messageContent":"
La requête a été traitée avec succès",
"replacementValues":[]}], "labelXmlV2Reponse":null, "labelV2Response":{"parcelNumber":"6
C14022215274",
"parcelNumberPartner":"0075007116C14022215278022509", "pdfUrl":null, "fields":null}}]]><
/data>

```

VII. 4. Example of a request for DDP parcels to the United States

```

{
  "contractNumber": "MY_LOGIN",
  "password": "MY_PASSWORD",
  "outputFormat": {
    "x": 0,
    "y": 0,
    "outputPrintingType": "PDF_10x15_300dpi"
  },
  "letter": {
    "service": {
      "productCode": "COLI",
      "depositDate": "2020-07-02",
      "transportationAmount": "2942",
      "totalAmount": "2942",
      "orderNumber": "orderNumber",
      "commercialName": "commercialName",
      "returnTypeChoice": "2"
    },
    "parcel": {
      "insuranceValue": "0",
      "weight": 1.1,
      "nonMachinable": "false",
      "returnReceipt": "false",
      "instructions": "HANDLE WITH CARE",
      "ddp": 1
    },
    "customsDeclarations": {
      "includeCustomsDeclarations": 1,
      "contents": {
        "article": [
          {
            "description": "Lafuma backpack for men for hiking or skiing Volume
: 40 L - Dimensions : Height 65 x Width 32 x Depth 26 cm Main fabrics : N/210D
HONEYCOMB // C0 DWR // 100% POLYAMIDE",
            "quantity": 1,
            "weight": 1,
            "value": 100,
            "hsCode": 420292,
            "originCountry": "FR",
            "currency": "EUR",
            "vatAmount": 0,
            "customsFees": 0
          }
        ]
      },
      "category": {
        "value": 2
      }
    }
  }
}

```

```

    },
    "explanations": ""
  },
  "importersReference": "",
  "importersContact": "",
  "officeOrigin": "",
  "comments": "",
  "description": "Lafuma backpack for men for hiking or skiing Volume : 40 L -
Dimensions : Height 65 x Width 32 x Depth 26 cm Main fabrics : N/210D HONEYCOMB // C0
DWR // 100% POLYAMIDE",
  "invoiceNumber": "",
  "licenceNumber": "",
  "certificatNumber": ""
},
"sender": {
  "senderParcelRef": "senderParcelRef",
"address": {
  "companyName": "companyName",
  "lastName": "lastName",
  "firstName": "firstName",
  "line0": "line0",
  "line1": "line1",
  "line2": "mon adresse",
  "line3": "line3",
  "countryCode": "FR",
  "city": "PARIS",
  "zipCode": "75015",
  "phoneNumber": "+33112345678",
  "mobileNumber": "",
  "doorCode1": "",
  "doorCode2": "",
  "email": "test@email.com",
  "language": "FR",
}
},
"addressee": {
  "addresseeParcelRef": "addresseeParcelRef",
  "address": {
    "lastName": "lastName",
    "firstName": "firstName",
    "line0": "line0",
    "line1": "line1",
    "line2": "mon adresse",
    "line3": "line3",
    "countryCode": "US",
    "city": "BOISE",
    "zipCode": "83712",
    "phoneNumber": "",
    "mobileNumber": "+11231231234",
    "doorCode1": "",
    "doorCode2": "",
    "email": "test@email.com",
    "language": "FR",
    "stateOrProvinceCode": "ID"
  }
}
},
"fields": {

```

```
"customField":[
  {
    "key": "LENGTH",
    "value": "33"
  },
  {
    "key": "WIDTH",
    "value": "21"
  },
  {
    "key": "HEIGHT",
    "value": "8"
  }
]
}
```

VII. 5. Using field block in REST

- **Extract of an JSON request as an input (soapUI view)**

```
{
"contractNumber": "MY_LOGIN",
"password": "MY_PASSWORD",
"outputFormat": {
  "x": 0,
  "y": 0,
  "outputPrintingType": "PDF_10x15_300dpi"
},
"letter": {
  "service": {
    "productCode": "DOS",
    "depositDate": "2019-03-08",
    "orderNumber": "orderNumber",
    "commercialName": "commercialName"
  },
  "parcel": {
    "weight": 0.25
  },
  "sender": {
    "senderParcelRef": "senderParcelRef",
    "address": {
      "companyName": "companyName",
      "line0": "line0",
      "line1": "line1",
      "line2": "mon adresse",
      "line3": "line3",
      "countryCode": "FR",
      "city": "Paris",
      "zipCode": "75007"
    }
  },
  "addressee": {
    "addresseeParcelRef": "addresseeParcelRef",
    "address": {
```

```

        "lastName": "lastName",
        "firstName": "firstName",
            "line0": "line0",
            "line1": "line1",
        "line2": "mon adresse",
            "line3": "line3",
        "countryCode": "FR",
        "city": "Paris",
        "zipCode": "75007"
    }
}
},
"fields": {
    "customField": [
        {
            "key": "ACCOUNT_NUMBER",
            "value": "xxxxxxxxxxxxxxxx"
        }
    ],
    "customField": [
        {
            "key": "CUSER_KEY",
            "value": "xxxxxxxxxxxxxxxx"
        }
    ],
    "customField": [
        {
            "key": "CUSER_INFO_TEXT",
            "value": "xxxxxxxxxxxxxxxx"
        }
    ],
    "customField": [
        {
            "key": "TOKEN",
            "value": "xxxxxxxxxxxxxxxx"
        }
    ],
    "customField": [
        {
            "key": "CPASSid",
            "value": "xxxxxxxxxxxxxxxx"
        }
    ],
    "customField": [
        {
            "key": "EORI",
            "value": "xxxxxxxxxxxxxxxx"
        }
    ],
    "customField": [
        {
            "key": "GST",
            "value": "xxxxxxxxxxxxxxxx"
        }
    ]
}
}
}

```

VII. 6. The method getListMailBoxPickingDates

- Extract of an JSON request as an input (soapUI view)

```
.....
{
  "contractNumber": "MY_LOGIN",
  "password": "MY_PASSWORD",
  "sender": {
    "line2": "main address",
    "countryCode": "FR",
    "zipCode": "75007",
    "city": "Paris"
  }
}
.....
```

- Extract of the response (soapUI view)

```
.....
{
  "messages": [ {
    "id": "0",
    "type": "INFOS",
    "messageContent": "The request has been processed successfully"
  } ],
  "mailBoxPickingDateMaxHour": "08h00",
  "mailBoxPickingDates": [1491602400000],
  "validityTime": "23h00"
}.....
```

VII. 7. The method planPickup

- Extract of an JSON request as an input (soapUI view)

```
.....
{
  "contractNumber": "MY_LOGIN",
  "password": "MY_PASSWORD",
  "parcelNumber": "8R9999999999",
  "mailBoxPickingDate": "2017-04-30",
  "sender": {
    "lastName": "lastName",
    "firstName": "firstName",
    "line2": "main address",
    "zipCode": "75020",
    "city": "Paris",
    "countryCode": "FR",
    "email": "sender@test.com"
  }
}
.....
```

- **Extract of the response as an output (soapUI view)**

```
.....  
{  
"messages":  
[  
{  
  "id": "0",  
  "type": "INFOS",  
  "messageContent": "The request has been processed successfully"  
}  
]  
}.....
```


VIII. Appendix 3: Examples of PHP requests

VIII. 1. Generating a domestic label

- **Extract of a PHP request as an input for a domestic home delivery with signature**

```

.....
<?php
/**
 * This sample code comes with the shipping web service of La Poste Colissimo
 * The example builds a request, send it to the web service, then parse its response
 and save the generated label to the specified location
 * @author La Poste Colissimo - solutions.colissimo@laposte.fr
 */

define("SERVER_NAME", 'https://ws.colissimo.fr'); //TODO : Change server name
define("LABEL_FOLDER", './labels/'); //TODO : Change OutPut Folder: this is where the
label will be saved

//Build the input request : adapt parameters according to your parcel info and options
$requestParameter = array(
    'contractNumber' => 'MY_LOGIN', //TODO : Change contractNumber
    'password' => 'MY_PASSWORD', //TODO : Change password
    'outputFormat' => array(
        'outputPrintingType' => 'ZPL_10x15_203dpi'
    ),
    'letter' => array(
        'service' => array(
            'productCode' => 'DOM',
            'depositDate' => '2017-04-30' //TODO : Change
depositDate (must be at least equal to current date)
        ),
        'parcel' => array(
            'weight' => '3',
        ),
        'sender' => array(
            'address' => array(
                'companyName' => 'companyName',
                'line2' => 'main address',
                'countryCode' => 'FR',
                'city' => 'Paris',
                'zipCode' => '75007'
            )
        ),
        'addressee' => array(
            'address' => array(
                'lastName' => 'lastName',
                'firstName' => 'firstName',
                'line2' => 'main address',
                'countryCode' => 'FR',
                'city' => 'Paris',
                'zipCode' => '75017'
            )
        )
    )
)

```

```

    )
);

//+ Generate SOAPRequest
$xml = new SimpleXMLElement('<soapenv:Envelope
xmlns:soapenv="http://schemas.xmlsoap.org/soap/envelope/" />');
$xml->addChild("soapenv:Header");
$children = $xml->addChild("soapenv:Body");
$children = $children->addChild("sls:generateLabel", null,
'http://sls.ws.coliposte.fr');
$children = $children->addChild("generateLabelRequest", null, "");
array_to_xml($requestParameter,$children);

$requestSoap = $xml->asXML();
//- Generate SOAPRequest

//+ Call Web Service
$resp = new SoapClient ( SERVER_NAME './sls-ws/SlsServiceWS/2.0?wsdl' );
$response = $resp->__doRequest ( $requestSoap, SERVER_NAME './sls-
ws/SlsServiceWS/2.0', 'generateLabel', '/2.0', 0 );
//- Call Web Service

//+ Parse Web Service Response
$parseResponse = new MTOM_ResponseReader($response);
$resultat_tmp = $parseResponse->soapResponse;
$soap_result = $resultat_tmp["data"];
$error_code = explode("<id>", $soap_result);
$error_code = explode("</id>", $error_code[1]);
//- Parse Web Service Response

//+ Error handling and label saving
if ($error_code[0]=="0") {
    //+ Write result to file <parcel number>.extension in defined folder (ex:
./labels/6A12091920617.zpl)
    $resultat_tmp = $parseResponse->soapResponse;
    $soap_result = $resultat_tmp["data"];
    $resultat_tmp = $parseResponse->attachments;

    $label_content = $resultat_tmp[0];
    $my_datas = $label_content["data"];

    //Save the label
    $my_extension_tmp = $requestParameter["outputFormat"]["outputPrintingType"];
    $my_extension = strtolower(substr($my_extension_tmp,0,3));
    $pieces = explode("<parcelNumber>", $soap_result);
    $pieces = explode("</parcelNumber>", $pieces[1]);
    $parcelNumber=$pieces[0]; //Extract the parcel number
    $my_file_name=LABEL_FOLDER.$parcelNumber.".".$my_extension;
    $my_file = fopen($my_file_name, 'a');

    if (fputs($my_file, $my_datas)){ //Save the label in defined folder
        fclose($my_file);
        echo "fichier ".$my_file_name." ok <br>";
    } else {
        echo "erreur ecriture etiquette <br>";
    }
}
} else { //Display errors if exist

```

```

$error_message = explode("<messageContent>", $soap_result);
$error_message = explode("</messageContent>", $error_message[1]);
echo 'error code : '.$error_code[0]."\n";
echo 'error message : '.$error_message[0]."\n";
}

class MTOM_ResponseReader {

    const CONTENT_TYPE = 'Content-Type: application/xop+xml';
    const UUID = '/--uuid:/' ; //This is the separator of each part of the response
    const CONTENT = 'Content-';

    public $attachments = array ();
    public $soapResponse = array ();
    public $uuid = null;

    public function __construct($response) {
        if (strpos ( $response, self::CONTENT_TYPE ) !== FALSE) {
            $this->parseResponse( $response );
        } else {
            throw new Exception ( 'This response is not : ' . CONTENT_TYPE );
        }
    }

    private function parseResponse($response) {
        $content = array ();
        $matches = array ();
        preg_match_all ( self::UUID, $response, $matches, PREG_OFFSET_CAPTURE );
        for($i = 0; $i < count ( $matches [0] ) -1; $i ++) {
            if ($i + 1 < count ( $matches [0] )) {
                $content [$i] = substr ( $response, $matches [0] [$i] [1],
                $matches [0] [$i + 1] [1] - $matches [0] [$i] [1] );
            } else {
                $content [$i] = substr ( $response, $matches [0] [$i] [1],
                strlen ( $response ) );
            }
        }
        foreach ( $content as $part ) {
            if($this->uuid == null){
                $uuidStart = 0;
                $uuidEnd = 0;
                $uuidStart = strpos($part, self::UUID,
                0)+strlen(self::UUID);
                $uuidEnd = strpos($part, "\r\n", $uuidStart);
                $this->uuid = substr($part, $uuidStart, $uuidEnd-
                $uuidStart);
            }
            $header = $this->extractHeader($part);
            if(count($header) > 0){
                if(strpos($header['Content-Type'], 'type="text/xml"')!==FALSE){
                    $this->soapResponse['header'] = $header;
                    $this->soapResponse['data'] = trim(substr($part,
                    $header['offsetEnd']));
                } else {
                    $attachment['header'] = $header;
                    $attachment['data'] = trim(substr($part,
                    $header['offsetEnd']));
                    array_push($this->attachments, $attachment);
                }
            }
        }
    }
}

```

```

    }
    }
}

}

/**
 * Exclude the header from the Web Service response
 * @param string $part
 * @return array $header
 */
private function extractHeader($part){
    $header = array();
    $headerLineStart = strpos($part, self::CONTENT, 0);
    $endLine = 0;
    while($headerLineStart !== FALSE){
        $header['offsetStart'] = $headerLineStart;
        $endLine = strpos($part, "\r\n", $headerLineStart);
        $headerLine = explode(':', substr($part, $headerLineStart,
$endLine-$headerLineStart));
        $header[$headerLine[0]] = $headerLine[1];
        $headerLineStart = strpos($part, self::CONTENT, $endLine);
    }
    $header['offsetEnd'] = $endLine;
    return $header;
}
}

/**
 * Convert array to Xml
 * @param unknown $soapRequest
 * @param unknown $soapRequestXml
 */
function array_to_xml($soapRequest, $soapRequestXml) {
    foreach($soapRequest as $key => $value) {
        if(is_array($value)) {
            if(!is_numeric($key)){
                $subnode = $soapRequestXml->addChild("$key");
                array_to_xml($value, $subnode);
            }
            else{
                $subnode = $soapRequestXml->addChild("item$key");
                array_to_xml($value, $subnode);
            }
        }
        else {
            $soapRequestXml->addChild("$key", htmlspecialchars("$value"));
        }
    }
}

?> .....

```

VIII. 2. Generating an international label

- Extrait d'une requête php en entrée pour l'international pour une livraison au Japon

```
.....
<?php
/**
 * This sample code comes with the shipping web service of La Poste Colissimo
 * The example builds a request, send it to the web service, then parse its response
 and save the generated label to the specified location
 * @author La Poste Colissimo - solutions.colissimo@laposte.fr
 */

define("SERVER_NAME", 'https://ws.colissimo.fr'); //TODO : Change server name
define("LABEL_FOLDER", './labels/'); //TODO : Change OutPut Folder: this is where the
label will be saved

//Build the input request : adapt parameters according to your parcel info and options
$requestParameter = array(
    'contractNumber' => 'MY_LOGIN', //TODO : Change contractNumber
    'password' => 'MY_PASSWORD', //TODO : Change password
    'outputFormat' => array(
        'outputPrintingType' => 'ZPL_10x15_203dpi'
    ),
    'letter' => array(
        'service' => array(
            'productCode' => 'COLI',
            'depositDate' => '2017-04-30', //TODO : Change
depositDate (must be at least equal to current date)
            'transportationAmount' => '1040',
            'totalAmount' => '3245',
            'returnTypeChoice' => '2'
        ),
        'parcel' => array(
            'weight' => '3'
        ),
        'customsDeclarations' => array(
            'includeCustomsDeclarations' => '1',
            'contents' => array(
            ),
        ),
        'sender' => array(
            'senderParcelRef' => 'senderParcelRef',
            'address' => array(
                'companyName' => 'companyName',
                'line2' => 'main address',
                'countryCode' => 'FR',
                'city' => 'Paris',
                'zipCode' => '75007'
            )
        ),
        'addressee' => array(
            'address' => array(
                'lastName' => 'lastName',
                'firstName' => 'firstName',
                'line2' => 'adresse',
            )
        )
    )
);
```

```

        'countryCode' => 'JP',
        'city' => 'Kyoto',
        'zipCode' => '6040983'
    )
)
);

//+ Generate SOAPRequest
$xml = new SimpleXMLElement('<soapenv:Envelope
xmlns:soapenv="http://schemas.xmlsoap.org/soap/envelope/" />');
$xml->addChild("soapenv:Header");
$children = $xml->addChild("soapenv:Body");
$children = $children->addChild("sls:generateLabel", null,
'http://sls.ws.coliposte.fr');
$children = $children->addChild("generateLabelRequest", null, "");
array_to_xml($requestParameter,$children);

// Add Article to CN23 mandatory to International
$xmlArray = new SimpleXMLElement($xml->asXML());
$content = $xmlArray->children("soapenv", true)->Body->
    children("sls", true)->generateLabel->
        children()->generateLabelRequest->letter->customsDeclarations->contents;

$article=$content->addChild('article');
$article->addChild('description','description1');
$article->addChild('quantity','1');
$article->addChild('weight','1');
$article->addChild('value','30');
$article->addChild('originCountry','FR');

$article=$content->addChild('article');
$article->addChild('description','description2');
$article->addChild('quantity','1');
$article->addChild('weight','1');
$article->addChild('value','30');
$article->addChild('originCountry','FR');
$category=$content->addChild('category');
$category->addChild('value','1');

$requestSoap = $xmlArray->asXML();

//$my_file_name=LABEL_FOLDER."mon_xml.xml";
//$my_file = fopen($my_file_name, 'w');
//if (fputs($my_file, $requestSoap)){ //Save the xml request
//    fclose($my_file);
//}

//- Generate SOAPRequest

//+ Call Web Service
$response = new SoapClient ( SERVER_NAME './sls-ws/SlsServiceWS?wsdl' );
$response = $response->__doRequest ( $requestSoap, SERVER_NAME './sls-ws/SlsServiceWS',
'generateLabel', '/2.0', 0 );
//- Call Web Service

//+ Parse Web Service Response
$parseResponse = new MTOM_ResponseReader($response);

```

```

$resultat_tmp = $parseResponse->soapResponse;
$soap_result = $resultat_tmp["data"];
$error_code = explode("<id>", $soap_result);
$error_code = explode("</id>", $error_code[1]);
//- Parse Web Service Response

//+ Error handling and label saving
if ($error_code[0]==0) {
    //+ Write result to file <parcel number>.extension in defined folder (ex:
    ./labels/6A12091920617.zpl)
    $resultat_tmp = $parseResponse->soapResponse;
    $soap_result = $resultat_tmp["data"];
    $resultat_tmp = $parseResponse->attachments;

    $label_content = $resultat_tmp[0];
    $my_datas = $label_content["data"];

    //Save the label
    $my_extension_tmp = $requestParameter["outputFormat"]["outputPrintingType"];
    $my_extension = strtolower(substr($my_extension_tmp,0,3));
    $pieces = explode("<parcelNumber>", $soap_result);
    $pieces = explode("</parcelNumber>", $pieces[1]);
    $parcelNumber=$pieces[0]; //Extract the parcel number
    $my_file_name=LABEL_FOLDER.$parcelNumber.".".$my_extension;
    $my_file = fopen($my_file_name, 'a');

    if (fputs($my_file, $my_datas)){ //Save the label in defined folder
        fclose($my_file);
        echo "fichier ".$my_file_name." ok <br>";
    } else {
        echo "erreur ecriture etiquette <br>";
    }

    //Save the CN23 form if generated
    if (sizeof($resultat_tmp)>1) {
        $CN23_content = $resultat_tmp[1];
        $my_datas = $CN23_content["data"];
        $my_file_name=LABEL_FOLDER.$parcelNumber."_CN23.pdf";
        $my_file = fopen($my_file_name, 'a');
        if (fputs($my_file, $my_datas)){ //Save the CN23 form in defined folder
            fclose($my_file);
            echo "fichier ".$my_file_name." ok <br>";
        } else {
            echo "erreur ecriture CN23 <br>";
        }
    }
} else { //Display errors if exist
    $error_message = explode("<messageContent>", $soap_result);
    $error_message = explode("</messageContent>", $error_message[1]);
    echo 'error code : '.$error_code[0]."\n";
    echo 'error message : '.$error_message[0]."\n";
}

class MTOM_ResponseReader {

    const CONTENT_TYPE = 'Content-Type: application/xop+xml;';

```

```

const UUID = '/--uuid:/' ; //This is the separator of each part of the response
const CONTENT = 'Content-';

public $attachments = array ();
public $soapResponse = array ();
public $uuid = null;

public function __construct($response) {
    if (strpos ( $response, self::CONTENT_TYPE ) !== FALSE) {
        $this->parseResponse( $response );
    } else {
        throw new Exception ( 'This response is not : ' . CONTENT_TYPE );
    }
}

private function parseResponse($response) {
    $content = array ();
    $matches = array ();
    preg_match_all ( self::UUID, $response, $matches, PREG_OFFSET_CAPTURE );
    for($i = 0; $i < count ( $matches [0] ) -1; $i ++) {
        if ($i + 1 < count ( $matches [0] )) {
            $content [$i] = substr ( $response, $matches [0] [$i] [1],
$matches [0] [$i + 1] [1] - $matches [0] [$i] [1] );
        } else {
            $content [$i] = substr ( $response, $matches [0] [$i] [1],
strlen ( $response ) );
        }
    }
    foreach ( $content as $part ) {
        if($this->uuid == null){
            $uuidStart = 0;
            $uuidEnd = 0;
            $uuidStart = strpos($part, self::UUID,
0)+strlen(self::UUID);
            $uuidEnd = strpos($part, "\r\n", $uuidStart);
            $this->uuid = substr($part, $uuidStart, $uuidEnd-
$uuidStart);
        }
        $header = $this->extractHeader($part);
        if(count($header) > 0){
            if(strpos($header['Content-Type'], 'type="text/xml"')!==FALSE){
                $this->soapResponse['header'] = $header;
                $this->soapResponse['data'] = trim(substr($part,
$header['offsetEnd']));
            } else {
                $attachment['header'] = $header;
                $attachment['data'] = trim(substr($part,
$header['offsetEnd']));
                array_push($this->attachments, $attachment);
            }
        }
    }
}

/**
 * Exclude the header from the Web Service response
 * @param string $part
 * @return array $header

```



```

*/
private function extractHeader($part){
    $header = array();
    $headerLineStart = strpos($part, self::CONTENT, 0);
    $endLine = 0;
    while($headerLineStart !== FALSE){
        $header['offsetStart'] = $headerLineStart;
        $endLine = strpos($part, "\r\n", $headerLineStart);
        $headerLine = explode(':', substr($part, $headerLineStart,
$endLine-$headerLineStart));
        $header[$headerLine[0]] = $headerLine[1];
        $headerLineStart = strpos($part, self::CONTENT, $endLine);
    }
    $header['offsetEnd'] = $endLine;
    return $header;
}
}

/**
 * Convert array to Xml
 * @param unknown $soapRequest
 * @param unknown $soapRequestXml
 */
function array_to_xml($soapRequest, $soapRequestXml) {
    foreach($soapRequest as $key => $value) {
        if(is_array($value)) {
            if(!is_numeric($key)){
                $subnode = $soapRequestXml->addChild("$key");
                array_to_xml($value, $subnode);
            }
            else{
                $subnode = $soapRequestXml->addChild("item$key");
                array_to_xml($value, $subnode);
            }
        }
        else {
            $soapRequestXml->addChild("$key", htmlspecialchars("$value"));
        }
    }
}

?> .....

```

IX. Appendix 4: Exemples of Web Service responses

Start of reply:

```

1  --uuid:c6e4a0c5-47a6-4733-8f5a-dbe721d4d837
2  Content-Type: application/xop+xml; charset=UTF-8; type="text/xml";
3  Content-Transfer-Encoding: binary
4  Content-ID: <root.message@cxf.apache.org>
5
6  <soap:Envelope xmlns:soap="http://schemas.xmlsoap.org/soap/envelope/"><soap:Body><ns2:generateLabelResponse xmlns:ns2="http://sls.ws.coliposte.fr"><ret
7  --uuid:c6e4a0c5-47a6-4733-8f5a-dbe721d4d837
8  Content-Type: application/octet-stream
9  Content-Transfer-Encoding: binary
10 Content-ID: <7e4ffb95-ec63-4e56-b9b1-f0fbf759578d-229408@cxf.apache.org>
11
12  @@@CT~~CD, ~CC^~CT~
13  ^XA
14  ^PW799
15  ^LS0000
16  ^LT0000
17  ^FO0,0^GFA,11264,11264,00088,:Z64:
18  eJzt2UFv2zYUAGByKqIWMKxD4bUnnbVsEsGuGH+wf4CjQLZJRg87JUDECnLoZcB+QND90cGlEEO2aGA/ODRydihlWfTkENZTBD3HknRdxnTi0NO/gBrR1H/qQ8ko/PfiHb2MY2trGNbWxjG9v4/OW
19  ^FO672,32^GFA,02048,02048,00016,:Z64:
20  eJzt1DGSwyAMBVAYCkofgaNwNHI0jkJu4HQpPGaDkISEyU6KLbYITfzGRvqYGGM+GakobvWUtLXWp7B/WT4QX643Ua15VGzTa93VdFlgmwz1RMHUnVW5UdChKaFHH6r8aBDQVbfjhs0P4db+LgLARTR
21  ^FO0,1120^GFA,01152,01152,00012,:Z64:
22  eJzkd1uwzAMhS1bsD0YcJEumWpnYewxQ9EYyEUE9BIZilhbrpRRyEmEnCDdPAhVKZEScoEseTCFz7Sf+APWytrbjKWSZF5DmdnEJ6rAGJgbjDfmdk+DJgxJKDR7wu0xQSwfmGyaqsrZG+ZReG+ZB5g
23  ^FO736,1120^GFA,00768,00768,00008,:Z64:
24  eJXjYBim4P//ByCK8f//Dyj0AWa8tPz//8PcEBpCyhdAaEPodGf6EYj238AnZYAekCuBuJ/OyhtYweha+QgdIU8hP7BD6E/8DeA/f+BHUwzP2A/AKGZwIT7AWZwOLI3MD6gXuQMhGAAnL+GgA==:87
25  ^FO480,384^GFA,01536,01536,00012,:Z64:
26  eJzt0TESgCAMBMA4Fpa2VvoUn2aexlN4AiUFY8RCQbmI9l61BXNzE4j+1NKLiaGeowk7IMcnruI2q7+bgeOclb7ZI8e2VjEjL6nywR65ETlvVTiU7iTdp7BRzKwNbx+jd3vg/Y+eYsZod8jdZpVXW+g
27  ^FO0,160^GFA,08960,08960,00056,:Z64:
28  eJzmbENakEMBA9OggRBSkARhETUciVQgktzKS6DkAqcTLCSD28+0uqln9+7H6NTOwtyD8hNyI2A3Bty0yD4gdwFcvK1V8gdDIJfyNGiMyD4ghx+og5BWvQMOFz23iEnL4o1Az1cFivbIKjWDC4q14x
29  ^FO0,160^GFA,08960,08960,00056,:Z64:
30  eJztmLEJazEQBCUe/hPj2MGDW3Doc1SCC3DwpakUleAS3MBFExzssZsPWjaQBrXmqGaH3Am5D8O2i3G05mBYcs3+Y9zGMLzmYtgBj3awjK5Ja4qs+WZYN4xzzSi0Jr3evwyjNZ8May+G0Zp3htFhr1+
31  ^FT270,164^AON,23,24^FH^FDR\82f client : ^FS
32  ^FT23,163^AON,23,24^FH^FDEXPEDITEUR^FS
33  ^FO439,166^GB327,86,1^FS
34  ^BY3,3,230^FT100,1148^BCN,,N,N
35  ^FD>:6A>51750159001380024000074^FS
36  ^FO15,166^GB410,152,1^FS
37  ^FT46,630^AON,23,24^FH^FDDESTINATAIRE^FS
38  ^FT167,1171^AON,23,24^FH^FDN\F8 de PCH: 6A1 75015 900138 0024 000074^FS
39  ^FT419,312^AON,14,14^FH^FD^FS
40  ^FT24,311^AON,23,24^FH^FD34000 TEST^FS
41  ^FT25,213^AON,17,19^FH^FD35 Rue du test^FS
42  ^FT26,283^AON,17,19^FH^FD^FS
43  ^FT25,260^AON,17,19^FH^FD^FS
44  ^FT449,247^AON,17,19^FH^FDEDITE LE : 16/05/2017^FS
45  ^FT449,227^AON,17,19^FH^FDPOIDS : 0.24 Kg^FS
46  ^FT449,209^AON,17,19^FH^FDSITE PCH : GENNEVILLIERS PRC^FS


```

End of reply:

```
48 ^^F123,194^A0N,23,24^FH^^FDcompanyname^^FS
49 ^FT26,236^A0N,17,19^FH^^FD^FS
50 ^BY3,3,218^FT49,553^BCN,,N,N
51 ^FD>:6A1>52588740476^FS
52 ^FO50,554^GB402,0,6^FS
53 ^FT51,582^A0N,23,24^FH^^FDN\F8 de colis : 6A 12588 74047 6^FS
54 ^FT266,631^A0N,23,24^FH^^FDR\82f destinataire : ^FS
55 ^FT43,781^A0N,34,38^FH^^FD10 rue du test^FS
56 ^FT46,804^A0N,20,19^FH^^FD^FS
57 ^FT46,746^A0N,20,19^FH^^FD^FS
58 ^FT43,701^A0N,34,38^FH^^FDprenom nom^FS
59 ^FT46,724^A0N,20,19^FH^^FD^FS
60 ^FT43,665^A0N,34,38^FH^^FD^FS
61 ^FT172,890^A0N,39,45^FH^^FD^FS
62 ^FT172,858^A0N,39,45^FH^^FDPARIS^FS
63 ^FT555,394^A0N,51,50^FH^^FD^FS
64 ^FT658,479^A0N,51,50^FH^^FD^FS
65 ^FT658,394^A0N,51,50^FH^^FD^FS
66 ^FT41,856^A0N,51,50^FH^^FD75015^FS
67 ^FT46,902^A0N,14,14^FH^^FD^FS
68 ^FT34,1097^A0B,17,16^FH^^FDWEB SERVICE 3.0^FS
69 ^FT750,882^A0B,17,16^FH^^FDT\821\82phone : 0600000007^FS
70 ^FT767,799^A0B,17,16^FH^^FD^FS
71 ^FT731,882^A0B,17,16^FH^^FDInterphone : ^FS
72 ^FT713,882^A0B,17,16^FH^^FDCode Porte 2 : ^FS
73 ^FT690,783^A0B,28,38^FH^^FD^FS
74 ^FT694,882^A0B,17,16^FH^^FDCode Porte 1 : ^FS
75 ^FO17,134^GB777,0,4^FS
76 ^PQ1,0,1,Y^XZ
77
78 --uuid:c6e4a0c5-47a6-4733-8f5a-dbe721d4d837--
```

X. Contact

La Poste - Colissimo has set up a support team to help you with any queries related to the following:



Report an incident, need technical support

Open a ticket to technical support independently from the online tool **on Colissimo Box**

———— Or ————

+33(0) 241 742 088

From monday to friday (excluding public holidays) from 8am to 6pm

- Operational problems after integration of a technical solution
- Breakdown, anomaly or incident on one of the applications in your customer area
(Parcel Tracking Tool, ColiShip, Colissimo Returns)
- Support to the deployment of a technical solution
- ColiShip support

You'll obtain a ticket number for each processed request